

Conical Ground Joints

1



Cone



Cone with Cone Tip



Cone with Angle Tip



Cone with Short Tip

Cones

DURAN®. DIN 12242 Form B.

Precisely grinded conical ground cones.

Edges melted, ground rims bevelled.

Cone NS	Ø mm	Wall Th. mm	Total Length approx. mm	SP pcs.	Cat. No.
5/13	4	0,8	115	10	1.1002.05
7/16	6	1,5	115	10	1.1002.07
10/19	8	1,5	115	10	1.1002.10
12/21	11	1,5	120	10	1.1002.12
14/23	13	1,5	120	10	1.1002.14
19/26	17	1,8	120	10	1.1002.19
24/29	22	1,8	130	10	1.1002.24
29/32	26	2,0	130	10	1.1002.29
34/35	30	2,0	130	10	1.1002.34
40/38	36	2,0	140	10	1.1002.40
45/40	40	2,3	140	10	1.1002.45
50/42	46	2,3	140	1	1.1002.50
55/44	50	2,5	140	1	1.1002.55
60/46	54	2,5	150	1	1.1002.60
71/51	65	3,2	180	1	1.1002.71
85/55	80	3,5	180	1	1.1002.85

Cones with Cone Tip

DURAN®. DIN 12242 Form G.

Cone NS	Ø mm	Wall Th. mm	Total Length approx. mm	SP pcs.	Cat. No.
7/16	6	1,5	115	10	1.1003.07
10/19	8	1,5	115	10	1.1003.10
12/21	11	1,5	120	10	1.1003.12
14/23	13	1,5	120	10	1.1003.14
19/26	17	1,8	120	10	1.1003.19
24/29	22	1,8	130	10	1.1003.24
29/32	26	2,0	130	10	1.1003.29
34/35	30	2,0	130	10	1.1003.34
40/38	36	2,0	140	10	1.1003.40
45/40	40	2,3	140	10	1.1003.45
50/42	46	2,3	140	1	1.1003.50
55/44	50	2,5	140	1	1.1003.55
60/46	54	2,5	160	1	1.1003.60
71/51	65	3,2	180	1	1.1003.71
85/55	80	3,5	180	1	1.1003.85

Cones with Angle Drip

DURAN®. DIN 12242 Form F.

Cone NS	Ø mm	Wall Th. mm	Total Length approx. mm	SP pcs.	Cat. No.
14/23	13	1,5	120	10	1.1004.14
19/26	17	1,8	120	10	1.1004.19
24/29	22	1,8	130	10	1.1004.24
29/32	26	2,0	130	10	1.1004.29

Cones with Short Tip

DURAN®.

Cone NS	Ø mm	Wall Th. mm	Total Length approx. mm	SP pcs.	Cat. No.
14/23	13	1,5	120	10	1.1005.14
19/26	17	1,8	120	10	1.1005.19
24/29	22	1,8	130	10	1.1005.24
29/32	26	2,0	130	10	1.1005.29

Conical Ground Joints

Cones, Full Length					
DURAN®.					
Cone NS	Ø mm	Wall Th. mm	Total Length approx. mm	SP pcs.	Cat. No.
5/20	4	0,8	115	10	1.1007.05
7/25	6	1,5	115	10	1.1007.07
10/30	8	1,5	115	10	1.1007.10
12/32	11	1,5	120	10	1.1007.12
14/35	13	1,5	120	10	1.1007.14
19/38	17	1,8	120	10	1.1007.19
24/40	22	1,8	130	10	1.1007.24
29/42	26	2,0	130	10	1.1007.29
34/45	30	2,0	140	10	1.1007.34
45/50	40	2,3	150	10	1.1007.45



Cones, Full Length, with Cone Tip					
DURAN®.					
Cone NS	Ø mm	Wall Th. mm	Total Length approx. mm	SP pcs.	Cat. No.
14/35	13	1,5	120	10	1.1008.14
19/38	17	1,8	120	10	1.1008.19
24/40	22	1,8	130	10	1.1008.24
29/42	26	2,0	130	10	1.1008.29

Cones with Cone Tip and Special Tube Dimensions					
DURAN®.					
Cone NS	Ø mm	Wall Th. mm	Total Length approx. mm	SP pcs.	Cat. No.
29/32	40	2,3	300	1	1.1012.01
34/35	40	2,3	300	1	1.1012.02
45/40	40	2,3	300	1	1.1012.03
60/46	50	2,5	300	1	1.1012.04
71/51	50	2,5	350	1	1.1012.05



Conical Ground Joints

1

Sockets

DURAN®. DIN 12249 Form E

Precisely grinded conical ground sockets.

Edges melted, ground rims bevelled.

Socket NS	Ø mm	Wall Th. mm	Total Length approx. mm	SP pcs.	Cat. No.
5/13	8	1,5	115	10	1.1001.05
7/16	10	1,5	115	10	1.1001.07
10/19	13	1,5	115	10	1.1001.10
12/21	15	1,8	120	10	1.1001.12
14/23	17	1,8	120	10	1.1001.14
19/26	22	1,8	120	10	1.1001.19
24/29	28	2,0	130	10	1.1001.24
29/32	33	2,0	130	10	1.1001.29
34/35	40	2,3	130	10	1.1001.34
40/38	44	2,3	140	10	1.1001.40
45/40	50	2,5	140	10	1.1001.45
50/42	54	2,5	140	1	1.1001.50
55/44	60	2,2	140	1	1.1001.55
60/46	65	2,2	160	1	1.1001.60
71/51	75	3,2	180	1	1.1001.71
85/55	90	3,5	180	1	1.1001.85



Socket



Socket, Full Length



Socket with Special Tube Dimensions

Sockets, Full Length

DURAN®.

Socket NS	Ø mm	Wall Th. mm	Total Length approx. mm	SP pcs.	Cat. No.
5/20	8	1,5	115	10	1.1006.05
7/25	10	1,5	115	10	1.1006.07
10/30	13	1,5	115	10	1.1006.10
12/32	15	1,8	120	10	1.1006.12
14/35	17	1,8	120	10	1.1006.14
19/38	22	1,8	120	10	1.1006.19
24/40	28	2,0	130	10	1.1006.24
29/42	33	2,0	130	10	1.1006.29
34/45	40	2,3	140	10	1.1006.34
45/50	50	2,5	150	10	1.1006.45

Sockets with Special Tube Dimensions

DURAN®.

Socket NS	Ø mm	Wall Th. mm	Total Length approx. mm	SP pcs.	Cat. No.
14/23	16	1,2	160	1	1.1010.01
14/23	22	1,8	145	1	1.1010.02
29/32	32	2,0	210	1	1.1010.05
29/32	40	2,3	380	1	1.1010.07
45/40	48	2,3	280	1	1.1010.11



Tube with Socket and Cone

Tubes with Socket and Cone

DURAN®.

Socket NS	Cone NS	Ø mm	Wall Th. mm	Length mm	SP pcs.	Cat. No.
14/23	14/23	17	1,8	120	10	1.1014.11
14/23	29/32	26	2,0	130	10	1.1014.14
19/26	19/26	22	1,8	125	10	1.1014.22
29/32	29/32	33	2,0	150	10	1.1014.44

Accessories for Conical Ground Joints



Disposable Ground Joint Sleeves, PTFE



Ground Joint Sleeve with Grip Collar, PTFE

Disposable Ground Joint Sleeves, PTFE

Outstanding chemical resistance at operating temperatures from -200 to + 260 °C. Only 50 µm wall thickness. The sleeves fit like a second skin without adding bulk. Without protruding rim, simplifying use of joint clips.

for NS	SP pcs.	Cat. No.
14/23	10	1.1015.14
19/26	10	1.1015.19
24/29	10	1.1015.24
29/32	10	1.1015.29
45/40	10	1.1015.45

Ground Joint Sleeves with Grip Collar, PTFE

Outstanding chemical resistance at operating temperatures from -200 to + 260 °C. Sturdy design for permanent use. With grip collar and sealing rings for excellent tightness.

for NS	SP pcs.	Cat. No.
14/23	1	1.1017.14
19/26	1	1.1017.19
24/29	1	1.1017.24
29/32	1	1.1017.29
45/40	1	1.1017.45



Alu-Ring with Hooks



Spring

Alu-Rings with Hooks

For cones and sockets to be used with springs for the safe connection of conical ground joints. No breakage of glass hooks.

for NS	SP pcs.	Cat. No.
12-14	10	1.1025.14
19-24	10	1.1025.19
29-34	10	1.1025.29
45	10	1.1025.45

Springs

Stainless steel with 2 rings for the safe connection of conical ground joints in combination with Alu-rings with hooks.

Total Length mm	SP pcs.	Cat. No.
25	10	1.1028.25
35	10	1.1028.35
40	10	1.1028.40
60	10	1.1028.60
85	10	1.1028.85

Accessories for Conical Ground Joints

1



Fork Clamp for NS



Set Screw for NS Fork Clamps



Clip

Fork Clamps for NS

Cr-Ni steel. For ground joints.

Set screw must be ordered separately.

for NS	SP pcs.	Cat. No.
14/23	10	1.1035.14
19/26	10	1.1035.19
24/29	10	1.1035.24
29/32	10	1.1035.29
45/40	10	1.1035.45

Clips

Cr-Ni steel. For ground joints..

for NS	SP pcs.	Cat. No.
14/23	10	1.1032.14
19/26	10	1.1032.19
24/29	10	1.1032.24
29/32	10	1.1032.29
45/40	10	1.1032.45

Set Screws for NS Fork Clamps

Fits all sizes of NS fork clamps Art. 1.1035.14 ff.

for NS	SP pcs.	Cat. No.
14-45	10	1.1035.99



Conical Joint Clip Type „Keck“



Conical Joint Clip Type „Safety Clip“

Conical Joint Clips Type „Keck“

POM. Will not scratch glass surfaces. Excellent resiliance and stability. Outstanding chemical resistance. Operating temperature up to approx. 150 °C.

for NS	Color	SP pcs.	Cat. No.
10/19	turquoise	10	1.1037.10
12/21	violet	10	1.1037.12
14/23	yellow	10	1.1037.14
19/26	blue	10	1.1037.19
24/29	green	10	1.1037.24
29/32	red	10	1.1037.29
34/35	orange	10	1.1037.34
40/38	yellow	10	1.1037.40
45/40	brown	10	1.1037.45

Conical Joint Clips Type „Safety Clip“

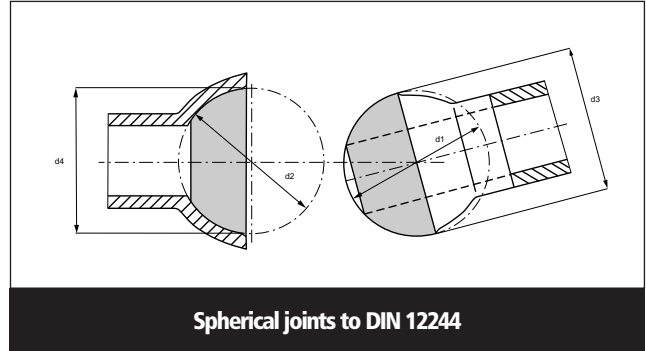
POM. Will not scratch glass surfaces. Due to variable gear rods also for use with sleeves with grip collar. Outstanding chemical resistance. Operating temperature up to approx. 150 °C.

for NS	Color	SP pcs.	Cat. No.
10/19	blue	10	1.1038.10
12/21	blue	10	1.1038.12
14/23	blue	10	1.1038.14
19/26	blue	10	1.1038.19
24/29	blue	10	1.1038.24
29/32	blue	10	1.1038.29
34/35	blue	10	1.1038.34
40/38	blue	10	1.1038.40
45/40	blue	10	1.1038.45

Spherical Joints

Our Spherical Joints are manufactured to Inch dimensions.
The measures are in accordance with DIN 12244 and ISO 641.


Nominal Size	d ₁ mm	d ₂ mm	d ₃ mm	d ₄ mm
S13	12,700	12,706	12,50	12,5
S19	19,050	19,057	18,90	18,9
S29	28,575	28,582	28,35	28,3
S35	34,925	34,934	34,65	34,6
S40	38,100	38,109	37,80	37,7
S41	41,275	41,284	40,95	40,9
S51	50,800	50,810	49,40	49,3
S64	63,500	63,510	62,95	62,9




Socket Members, Inch Range			
DURAN®.			
Socket	Total Length approx. mm	SP pcs.	Cat. No.
S			
13/2	100	10	1.2013.02
13/5	100	10	1.2013.05
19	120	10	1.2019.09
29	120	10	1.2029.15
35	120	10	1.2035.20
40	120	1	1.2040.25
41	120	1	1.2041.25
51	150	1	1.2051.30
65	170	1	1.2065.40

Ball Members, Inch Range			
DURAN®.			
Ball	Total Length approx. mm	SP pcs.	Cat. No.
S			
13/2	100	10	1.2113.02
13/5	100	10	1.2113.05
19	120	10	1.2119.09
29	120	10	1.2129.15
35	120	10	1.2135.20
40	120	1	1.2140.25
41	120	1	1.2141.25
51	150	1	1.2151.30
65	170	1	1.2165.40

Fork Clamps for Spherical Joints		
Stainless steel. Clips for spherical joints, with set screw.		
for	SP	Cat. No.
S	pcs.	
13	1	1.2313.02
19	1	1.2319.09
29	1	1.2329.15
35	1	1.2335.20
40/41	1	1.2341.25
51	1	1.2351.30
65	1	1.2365.40



Screw Connecting Adapters



Screwthread Tube for Glassblowers

Screwthread Tubes for Glassblowers
DURAN®. DIN 12216. With DIN-thread GL.

Thread GL	Ø mm	Wall Th. mm	SP pcs.	Cat. No.
14	12	1,5	10	1.3000.14
18	16	1,8	10	1.3000.18
25	22	1,8	10	1.3000.25
32	28	2,0	10	1.3000.32
45	40	2,3	10	1.3000.45



Screwthread Tube with NS Cone

Screwthread Tubes with NS Cone
DURAN®. DIN 12257. With DIN-thread GL and NS cone.

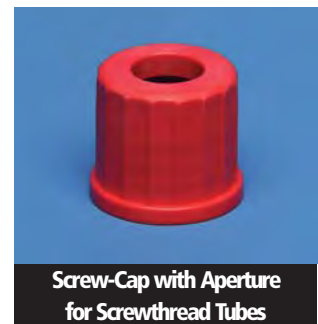
Thread GL	Cone NS	SP pcs.	Cat. No.
14	14/23	1	1.3114.14
14	19/26	1	1.3114.19
14	24/29	1	1.3114.24
14	29/32	1	1.3114.29
18	14/23	1	1.3118.14
18	19/26	1	1.3118.19
18	24/29	1	1.3118.24
18	29/32	1	1.3118.29
25	14/23	1	1.3125.14
25	19/26	1	1.3125.19
25	24/29	1	1.3125.24
25	29/32	1	1.3125.29



Screw-Cap for Screwthread Tubes

Screw-Caps for Screwthread Tubes
PBT with PTFE coated silicone rubber sealing. With DIN-thread GL. Closed top. Resistant up to 180 °C. Color: red

Thread GL	SP pcs.	Cat. No.
14	10	1.3200.14
18	10	1.3200.18
25	10	1.3200.25
32	10	1.3200.32
45	10	1.3200.45



Screw-Cap with Aperture for Screwthread Tubes

Screw-Caps with Aperture for Screwthread Tubes
PBT. With DIN-thread GL. With aperture. Resistant up to 180 °C. Color: red

Thread GL	Bore mm	SP pcs.	Cat. No.
14	8	10	1.3210.14
18	11	10	1.3210.18
25	15	10	1.3210.25
32	20	10	1.3210.32
45	34	10	1.3210.45

Screw Connecting Adapters




Screwthread Coupling for Screwthread Tubes

Screwthread Couplings for Screwthread Tubes
 PBT with integral silicone (VMQ)-PTFE sealing.
 For flexible coupling of 2 glass threads GL.
 Resistant up to approx. 200°C. Color: red.

Thread GL	SP pcs.	Cat. No.
14	1	1.3215.14
18	1	1.3215.18
25	1	1.3215.25
32	1	1.3215.32



Plastic Hose Connection, Straight



Plastic Hose Connection, Bent

Plastic Hose Connections
 PP with silicone (VMQ) sealing.
 For screw-caps with bore and DIN-thread GL.

for GL	Description	SP pcs.	Cat. No.
14	straight	10	1.3500.00
18	straight	10	1.3500.01
14	bent	10	1.3600.00
18	bent	10	1.3600.01



Silicone Rubber Sealings with Bore

Silicone Rubber Sealings with Bore
 Silicone (VMQ) with PTFE washers.
 For screw-caps with bore.

for GL	O-Ø mm	Bore mm	for Tube O-Ø mm	SP pcs.	Cat. No.
14	12	6	5,5-6,5	10	1.3314.06
18	16	6	5,5-6,5	10	1.3318.06
18	16	8	7,5-9,0	10	1.3318.08
18	16	10	9,0-11,0	10	1.3318.10
25	22	8	7,5-9,0	10	1.3325.08
25	22	10	9,0-11,0	10	1.3325.10
25	22	12	11,0-13,0	10	1.3325.12
32	29	10	9,0-11,0	10	1.3332.10
32	29	12	11,0-13,0	10	1.3332.12
32	29	14	13,0-15,0	10	1.3332.14
32	29	16	15,0-17,0	10	1.3332.16
32	29	18	17,0-19,0	10	1.3332.18
45	42	26	25,0-27,0	10	1.3345.26
45	42	32	31,0-33,0	10	1.3345.32



Silicone Rubber Seals, Septa

Silicone Rubber Seals, Septa
 Silicone (VMQ). For piercing (Septa).
 For screw-caps.

for GL	O-Ø mm	Thickn. mm	SP pcs.	Cat. No.
14	12	2	100	1.3412.14
18	16	2	100	1.3416.18
25	22	2	100	1.3422.25
32	29	2	100	1.3429.32
45	42	3	100	1.3442.45

Stoppers



Hollow Stopper, Hexagonal Plate, Pointed Bottom



Hollow Stopper, Hexagonal Plate, Flat Bottom

Hollow Stoppers, Hexagonal Plate, Pointed Bottom
DIN 12252 Form C. Hollow, with pointed bottom.


Cone NS	SP pcs.	Cat. No.
7/16	10	1.4000.07
10/19	10	1.4000.10
12/21	10	1.4000.12
14/23	10	1.4000.14
19/26	10	1.4000.19
24/29	10	1.4000.24
29/32	10	1.4000.29
34/35	5	1.4000.34
45/40	5	1.4000.45

Hollow Stoppers, Hexagonal Plate, Flat Bottom
DIN 12252. Hollow, with flat bottom.

Cone NS	SP pcs.	Cat. No.
7/16	10	1.4003.07
10/19	10	1.4003.10
12/21	10	1.4003.12
14/23	10	1.4003.14
19/26	10	1.4003.19
24/29	10	1.4003.24
29/32	10	1.4003.29
34/35	5	1.4003.34
45/40	5	1.4003.45



Stopper, Octagonal Plate, Glass



Stopper, Octagonal Plate, Plastic

Stoppers, Octagonal Plate, Glass
DIN 12252. Solid or semi-hollow.

Cone NS	Description	SP pcs.	Cat. No.
10/19	solid	10	1.4005.10
12/21	solid	10	1.4005.12
14/23	solid	10	1.4005.14
19/26	solid	10	1.4005.19
24/29	solid	10	1.4005.24
29/32	semi-hollow	10	1.4005.29
34/35	semi-hollow	1	1.4005.34
45/40	semi-hollow	1	1.4005.45

Stoppers, Octagonal Plate, Plastic
PE. DIN 12254. Color: white/red

Cone NS	SP pcs.	Cat. No.
7/16	10	1.4010.07
10/19	10	1.4010.10
12/21	10	1.4010.12
14/23	10	1.4010.14
19/26	10	1.4010.19
24/29	10	1.4010.24
29/32	10	1.4010.29
34/35	5	1.4010.34
45/40	5	1.4010.45



Adapter with Ground Joint



Adapter, NS-Cone to Spherical Joint Socket

Reduction and Expansion Adapters with Ground Joint

DURAN®. DIN 12257.

Socket NS	Cone NS	Description	SP pcs.	Cat. No.
12/21	14/23	(1)	1	1.5012.14
14/23	12/21	(1)	1	1.5014.12
14/23	19/26	DIN	1	1.5014.19
14/23	24/29	(1)	1	1.5014.24
14/23	29/32	DIN	1	1.5014.29
19/26	14/23	DIN	1	1.5019.14
19/26	24/29	(1)	1	1.5019.24
19/26	29/32	DIN	1	1.5019.29
19/26	34/35	(1)	1	1.5019.34
24/29	14/23	(1)	1	1.5024.14
24/29	19/26	(1)	1	1.5024.19
24/29	29/32	(1)	1	1.5024.29
24/29	34/35	(1)	1	1.5024.34
24/29	45/40	(1)	1	1.5024.45
29/32	14/23	DIN	1	1.5029.14
29/32	19/26	DIN	1	1.5029.19
29/32	24/29	(1)	1	1.5029.24
29/32	34/35	(1)	1	1.5029.34
29/32	45/40	DIN	1	1.5029.45
29/32	60/46	(1)	1	1.5029.60
29/32	71/51	(1)	1	1.5029.71
34/35	19/26	(1)	1	1.5034.19
34/35	24/29	(1)	1	1.5034.24
34/35	29/32	(1)	1	1.5034.29
45/40	29/32	(1)	1	1.5045.29
45/40	34/35	(1)	1	1.5045.34
45/40	60/46	(1)	1	1.5045.60
45/40	71/51	(1)	1	1.5045.71
60/46	29/32	(1)	1	1.5060.29
60/46	45/40	(1)	1	1.5060.45
71/51	29/32	(1)	1	1.5071.29
71/51	45/40	(1)	1	1.5071.45

(1) in addition to DIN

Adapters, NS Cone to Spherical Joint Socket
DURAN®.

Adapters from ground joint cone to spherical joint socket.

Cone NS	Socket S	SP pcs.	Cat. No.
14/23	19	1	1.5219.14
29/32	19	1	1.5219.29
29/32	29	1	1.5229.29
29/32	35	1	1.5235.29



Adapter, Ground Joint Socket to Spherical Joint Ball

Adapters, NS Socket to Spherical Joint Ball
DURAN®.


Adapters from ground joint socket to spherical joint ball.

Socket NS	Ball S	SP pcs.	Cat. No.
14/23	19	1	1.5314.19
29/32	29	1	1.5329.29
29/32	35	1	1.5329.35
29/32	41	1	1.5329.41

Tubing Connectors, straight

DURAN®. Tubing connectors straight, with 2 hose connectors.

Total Length mm	O-Ø mm	SP pcs.	Cat. No.
115	8	10	1.6000.08
115	9	10	1.6000.09
115	10	10	1.6000.10



Tubing Connectors, T-shape

DURAN®. Tubing connectors T-shape, with 3 hose connectors.


Total Length mm	O-Ø mm	SP pcs.	Cat. No.
115	8-9	1	1.6005.08
115	10-11	1	1.6005.10



Tubing Connectors, Y-shape

DURAN®. Tubing connectors Y-shape, with 3 hose connectors.

Total Length mm	O-Ø mm	SP pcs.	Cat. No.
115	8-9	1	1.6007.08
115	10-11	1	1.6007.10



Universal Tubing Connectors

DURAN®. Universal tubing connectors for tubings with different diameters.

Total Length mm	for Tubing I-Ø mm	SP pcs.	Cat. No.
110	6 - 14	1	1.6010.00



Stopcocks, Straight Bore

Stopcocks, Straight Bore with Solid Glass Plug
 DURAN®. DIN 12541-1. With solid NS glass plug and screwthread retaining device. With one straight bore.
 Leakage rate acc. to DIN 12540-1.

Stopcock NS	Bore mm	Description	SP pcs.	Cat. No.
12,5	1,5	DIN	1	2.1012.01
12,5	2,5	(1)	1	2.1012.02
14,5	2,5	DIN	1	2.1014.02
14,5	4,0	(1)	1	2.1014.04
18,8	4,0	DIN	1	2.1018.04
18,8	6,0	(1)	1	2.1018.06
21,5	6,0	DIN, (2)	1	2.1021.06
24	8,0	(1), (2)	1	2.1024.08
29,2	10,0	DIN, (2)	1	2.1029.10
12,5	1,5 cap	DIN, capillary side arms	1	2.2212.01
14,5	2,5 cap	DIN, capillary side arms	1	2.2214.02

(1) in addition to DIN range

(2) supplied with rubber retaining device



Stopcock, Straight Bore with Solid Glass Plug



Stopcock, Straight Bore with Hollow Glass Plug



Stopcock, Straight Bore with PTFE Plug

Stopcocks, Straight Bore with Hollow Glass Plug
 DURAN®. DIN 12451-1. With hollow NS glass plug and screwthread retaining device. With one straight bore.
 Leakage rate acc. to DIN 12540-1.

Stopcock NS	Bore mm	SP pcs.	Cat. No.
12,5	1,5	1	2.1312.01
14,5	2,5	1	2.1314.02
18,8	4,0	1	2.1318.04
21,5	6,0	1	2.1321.06
24	8,0	1	2.1324.08
29,2	10,0	1	2.1329.10

Spare Plugs for Stopcocks, Straight Bore
 With retaining device.

Stopcock NS	Bore mm	Plug	SP pcs.	Cat. No.
12,5	1,5	solid	1	2.1112.01
12,5	2,5	solid	1	2.1112.02
14,5	2,5	solid	1	2.1114.02
14,5	4,0	solid	1	2.1114.04
18,8	4,0	solid	1	2.1118.04
18,8	6,0	solid	1	2.1118.06
21,5	6,0	solid	1	2.1121.06
24	8,0	solid	1	2.1124.08
29,2	10,0	solid	1	2.1129.10
12,5	1,5	hohl	1	2.1412.01
14,5	2,5	hohl	1	2.1414.02
18,8	4,0	hohl	1	2.1418.04
21,5	6,0	hohl	1	2.1421.06
24	8,0	hohl	1	2.1424.08
29,2	10,0	hohl	1	2.1429.10
12,5	1,5	PTFE	1	2.1712.01
12,5	2,5	PTFE	1	2.1712.02
14,5	2,5	PTFE	1	2.1714.02
14,5	4,0	PTFE	1	2.1714.04
18,8	4,0	PTFE	1	2.1718.04
18,8	6,0	PTFE	1	2.1718.06
21,5	6,0	PTFE	1	2.1721.06
24	8,0	PTFE	1	2.1724.08
29,2	10,0	PTFE	1	2.1729.10

Stopcocks, Straight Bore with PTFE Plug
 DURAN®. DIN 12541-1. With PTFE plug and screwthread retaining device. With one straight bore
 Leakage rate acc. to DIN 12540-1.

Stopcock NS	Bore mm	Description	SP pcs.	Cat. No.
12,5	1,5	DIN	1	2.1612.01
12,5	2,5	(1)	1	2.1612.02
14,5	2,5	DIN	1	2.1614.02
14,5	4,0	(1)	1	2.1614.04
18,8	4,0	DIN	1	2.1618.04
18,8	6,0	(1)	1	2.1618.06
21,5	6,0	DIN	1	2.1621.06
24	8,0	(1)	1	2.1624.08
29,2	10,0	DIN	1	2.1629.10
12,5	1,5 cap	DIN, capillary side arms	1	2.2412.01
14,5	2,5 cap	DIN, capillary side arms	1	2.2414.02

(1) in addition to DIN

Needle-valve Stopcocks



Needle-valve Stopcock,
Straight



Needle-valve Stopcock,
Right-angled

Needle-valve Stopcocks, Straight

DURAN®. Smooth operating spindle of PTFE, with retention device to avoid accidentally dismounting. Screw cap and retention device of PP. Operating temperature -20 to 150 °C. Needle-valve stopcocks can be used for accurate dosing and perfectly fit to glass apparatus.

Valve Bore mm	SP pcs.	Cat. No.
0-2,5	1	2.2700.02
0-4,0	1	2.2700.04
0-6,0	1	2.2700.06

Needle-valve Stopcocks, Right-angled

DURAN®. Smooth operating spindle of PTFE, with retention device to avoid accidentally dismounting. Screw cap and retention device of PP. Operating temperature -20 to 150 °C. Needle-valve stopcocks can be used for accurate dosing and perfectly fit to glass apparatus.

Valve Bore mm	SP pcs.	Cat. No.
0-2,5	1	2.2702.02
0-4,0	1	2.2702.04
0-6,0	1	2.2702.06

Valve Keys for Needle-valve Stopcocks

Spare spindles of PTFE for easy exchange for needle-valve stopcocks.

Valve Bore mm	SP pcs.	Cat. No.
0-2,5	1	2.2800.02
0-4,0	1	2.2800.04
0-6,0	1	2.2800.06

Stopcocks, Two-way / Stopcocks, Three-way




Stopcocks, Two Way with Solid Glass Plug
 DURAN®. With solid NS glass plug and screwthread retaining device.
 With two oblique bores.
 Leakage rate acc. to DIN 12540-1.

Stopcock NS	Bore mm	Description	SP pcs.	Cat. No.
14,5	1,5		1	2.4014.01
14,5	2,5		1	2.4014.02
18,8	4,0		1	2.4018.04
14,5	1,5 cap	capillary side arms	1	2.4614.01
14,5	2,5 cap	capillary side arms	1	2.4614.02

Stopcocks, Two Way with PTFE Plug
 DURAN®. With solid NS glass plug and screwthread retaining device.
 With two oblique bores.
 Leakage rate acc. to DIN 12540-1.

Stopcock NS	Bore mm	Description	SP pcs.	Cat. No.
14,5	1,5		1	2.4314.01
14,5	2,5		1	2.4314.02
18,8	4,0		1	2.4318.04
14,5	1,5 cap	capillary side arms	1	2.4914.01
14,5	2,5 cap	capillary side arms	1	2.4914.02



Stopcocks, Three Way with Solid Glass Plug
 DURAN®. DIN 12554. With solid NS glass plug and screwthread retaining device. T-Bore.
 Leakage rate acc. to DIN 12540-1.

Stopcock NS	Bore mm	Description	SP pcs.	Cat. No.
14,5	1,5		1	2.5014.01
14,5	2,5	(1)	1	2.5014.02
18,8	2,5		1	2.5018.02
18,8	4,0	(1)	1	2.5018.04
24	4,0	(2)	1	2.5024.04
29,2	6,0	(2)	1	2.5029.06

(1) in addition to DIN
 (2) supplied with rubber retaining device

Stopcocks, Three Way with PTFE Plug
 DURAN®. DIN 12554. With NS PTFE plug and screwthread retaining device. T-Bore.
 Leakage rate acc. to DIN 12540-1.


Stopcock NS	Bore mm	Description	SP pcs.	Cat. No.
14,5	1,5		1	2.5414.01
14,5	2,5	(1)	1	2.5414.02
18,8	2,5		1	2.5418.02
18,8	4,0	(1)	1	2.5418.04
24	4,0		1	2.5424.04
29,2	6,0		1	2.5429.06

(1) in addition to DIN

Stopcocks, Three-way / Burette Stopcocks



Stopcock, Three Way with Solid Glass Plug, Czako



Stopcock, Three Way with PTFE Plug, Czako

Stopcocks, Three Way, to Czako

DURAN®. DIN 12563. With solid NS glass plug or PTFE plug and screwthread retaining device. Bore at an angle of 120° acc. to Czako. Leakage rate acc. to DIN 12540-1.

Stopcock NS	Bore mm	Plug	SP pcs.	Cat. No.
14,5	1,5	solid	1	2.6114.01
18,8	2,5	solid	1	2.6118.04
14,5	1,5	PTFE	1	2.6314.01
18,8	2,5	PTFE	1	2.6318.04

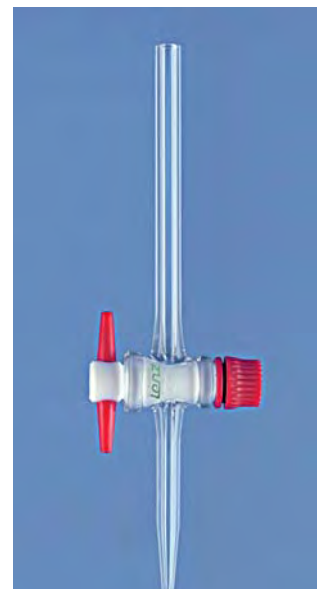


Burette Stopcock, Straight, with Glass Plug

Burette Stopcocks, Straight

NS stopcock made of borosilicate- or AR-Glas®. Facetted tip. Plug of solid glass or PTFE, with screwthread retaining device.

Stopcock NS	Bore mm	Stopcock	Plug	SP pcs.	Cat. No.
12,5	1,5	Boro 3.3	solid	1	2.7000.01
12,5	1,5	AR-Glas®	solid	1	2.7002.01
12,5	1,5	Boro 3.3	PTFE	1	2.7005.01
12,5	1,5	AR-Glas®	PTFE	1	2.7007.01



Burette Stopcock, Straight, with PTFE Plug

Burette Stopcocks



Burette Stopcock, Lateral,
with Glass Plug

Burette Stopcock, Lateral,
with PTFE Plug

Burette Stopcocks, Lateral

NS stopcock made of borosilicate- or AR-Glas®. Facetted tip. Plug of solid glass or PTFE, with screwthread retaining device.

Stopcock NS	Bore mm	Stopcock	Plug	SP pcs.	Cat. No.
12,5	1,5	Boro 3.3	solid	1	2.7020.01
12,5	1,5	AR-Glas®	solid	1	2.7022.01
12,5	1,5	Boro 3.3	PTFE	1	2.7025.01
12,5	1,5	AR-Glas®	PTFE	1	2.7027.01



Burette Needle-valve Stopcock,
Straight



Burette Needle-valve Stopcock, Lateral

Burette Needle-valve Stopcocks

DURAN®. Valve housing with facetted tip, straight or lateral. PTFE spindle. Cap and security device of PP. Valve bore 0-2,5 mm.

Bore mm	Description	SP pcs.	Cat. No.
NW 2,5	straight	1	2.7009.02
NW 2,5	lateral	1	2.7029.02

Tabs / Needle-valve Stopcocks



Tab for Aspirator Bottles

Tabs for Aspirator Bottles

With solid NS glass plug and screwthread retaining device.

Cone NS	Bore mm	Description	SP pcs.	Cat. No.
19/26	4,0		1	2.8019.04
29/32	6,0	(2)	1	2.8029.06

(2) supplied with rubber retaining device



Needle-valve Stopcock for Desiccators, Lid Tubulation



Needle-valve Stopcock for Desiccators, Side Tubulation

Needle-valve Stopcocks for Desiccators

DURAN®. PTFE spindle. Hose connection with outer diameter 8 mm. Needle-valve Stopcock for lid tubulation with lateral ventilation bore for reducing turbulences.

for	Cone NS	Bore mm	SP pcs.	Cat. No.
Lid tubulation	24/29	NW 2,5	1	2.8224.04
Side tubulation	24/29	NW 2,5	1	2.8424.04

Vacuum Stopcocks



Vacuum-stopcock, One Way, Straight



Vacuum-stopcock, One Way, Parallel

Vacuum-stopcocks, One Way , Straight
 DURAN®. With straight side arms and hollow NS glass plug.
 Leakage rate acc. to DIN 12540-1.

Stopcock NS	Bore mm	SP pcs.	Cat. No.
14,5	2,5	1	2.9014.02
18,8	4,0	1	2.9018.04
21,5	6,0	1	2.9021.06
24	8,0	1	2.9024.08
29	10,0	1	2.9029.10


Vacuum-stopcocks, One Way, Parallel
 DURAN®. DIN 12545. With parallel side arms and hollow NS glass plug.
 Leakage rate acc. to DIN 12540-1.

Stopcock NS	Bore mm	Description	SP pcs.	Cat. No.
14,5	2,5	DIN	1	2.9414.02
18,8	4,0	DIN	1	2.9418.04
21,5	6,0	DIN	1	2.9421.06
24	8,0	(1)	1	2.9424.08
29	10,0	DIN	1	2.9429.10

(1) in addition to DIN range



Vacuum-stopcock, One Way, Right-angled



Vacuum-stopcock, Two Way, Right-angled

Vacuum-Stopcocks, One Way, Right-angled
 DURAN®. DIN 12545. With right-angled side arms and hollow NS glass plug.
 Leakage rate acc. to DIN 12540-1.

Stopcock NS	Bore mm	Description	SP pcs.	Cat. No.
14,5	2,5	DIN	1	2.9214.02
18,8	4,0	DIN	1	2.9218.04
21,5	6,0	DIN	1	2.9221.06
24	8,0	(1)	1	2.9224.08
29	10,0	DIN	1	2.9229.10

(1) in addition to DIN range

Vacuum-Stopcocks, Two Way, Right-angled
 DURAN®. DIN 12545. T-shaped stopcocks with right-angled side arms and hollow NS glass plug.
 Leakage rate acc. to DIN 12540-1.

Stopcock NS	Bore mm	Description	SP pcs.	Cat. No.
14,5	2,5	DIN	1	2.9614.02
18,8	4,0	DIN	1	2.9618.04
21,5	6,0	DIN	1	2.9621.06
24	8,0	(1)	1	2.9624.08
29	10,0	DIN	1	2.9629.10

(1) in addition to DIN range

Round-bottom Flasks with Conical Joint
DURAN®. DIN 12348. With inscription label.

Capacity ml	Socket NS	Flask O-Ø mm	Description	SP pcs.	Cat. No.
5	14/23	30	(1)	10	3.0014.10
10	14/23	35	(1)	10	3.0014.13
25	14/23	41	DIN	10	3.0014.22
50	14/23	51	DIN	10	3.0014.28
100	14/23	64	DIN	10	3.0014.37
250	14/23	85	(1)	10	3.0014.49
25	19/26	41	DIN	10	3.0019.22
50	19/26	51	DIN	10	3.0019.28
100	19/26	64	DIN	10	3.0019.37
250	19/26	85	(1)	10	3.0019.49
500	19/26	105	(1)	10	3.0019.58
50	24/29	51	(1)	10	3.0024.28
100	24/29	64	(1)	10	3.0024.37
250	24/29	85	(1)	10	3.0024.49
500	24/29	105	(1)	10	3.0024.58
1000	24/29	131	(1)	10	3.0024.70
2000	24/29	166	(1)	10	3.0024.73
50	29/32	51	DIN	10	3.0029.28
100	29/32	64	DIN	10	3.0029.37
250	29/32	85	DIN	10	3.0029.49
500	29/32	105	DIN	10	3.0029.58
1000	29/32	131	DIN	10	3.0029.70
2000	29/32	166	DIN	10	3.0029.73
3000	29/32	185	(1)	1	3.0029.76
4000	29/32	207	(1)	1	3.0029.79
5000	29/32	223	(1)	1	3.0029.82
6000	29/32	236	(1)	1	3.0029.85
10000	29/32	279	(1)	1	3.0029.88
20000	29/32	345	(1)	1	3.0029.94
250	45/40	85	DIN	10	3.0045.49
500	45/40	105	DIN	10	3.0045.58
1000	45/40	131	DIN	10	3.0045.70
2000	45/40	166	DIN	10	3.0045.73
3000	45/40	185	DIN	1	3.0045.76
4000	45/40	207	DIN	1	3.0045.79
5000	45/40	223	DIN	1	3.0045.82
6000	45/40	236	DIN	1	3.0045.85
10000	45/40	279	DIN	1	3.0045.88
20000	45/40	345	(1)	1	3.0045.94

(1) in addition to DIN range



Round-bottom Flask with Conical Joint



Round-bottom Flask with Conical Joint, Amber Glass


Round-bottom Flasks with Conical Joint, Amber
DURAN®. DIN 12348. With inscription label.

Capacity ml	Socket NS	Flask O-Ø mm	SP pcs.	Cat. No.
50	29/32	51	10	3.0031.28
100	29/32	64	10	3.0031.37
250	29/32	85	10	3.0031.49
500	29/32	105	10	3.0031.58
1000	29/32	131	10	3.0031.70

Flasks, Single-neck



Flat-bottom Flask with Conical Joint



Erlenmeyer Flask with Conical Joint

Flat Bottom Flasks with Conical Joint					
DURAN®. DIN 12348. With inscription label.					
Capacity ml	Socket NS	Flask O-Ø mm	Description	SP pcs.	Cat. No.
50	19/26	51	DIN	10	3.0119.28
100	19/26	64	DIN	10	3.0119.37
250	19/26	85	(1)	10	3.0119.49
500	19/26	105	(1)	10	3.0119.58
50	24/29	51	(1)	10	3.0124.28
100	24/29	64	(1)	10	3.0124.37
250	24/29	85	(1)	10	3.0124.49
500	24/29	105	(1)	10	3.0124.58
1000	24/29	131	(1)	10	3.0124.70
2000	24/29	166	(1)	10	3.0124.73
50	29/32	51	DIN	10	3.0129.28
100	29/32	64	DIN	10	3.0129.37
250	29/32	85	DIN	10	3.0129.49
500	29/32	105	DIN	10	3.0129.58
1000	29/32	131	DIN	10	3.0129.70
2000	29/32	166	DIN	10	3.0129.73

(1) in addition to DIN range

Erlenmeyer Flasks with Conical Joint					
DURAN®. DIN 12387. With graduation for the reading of the approx. volume and inscription label.					
Capacity ml	Socket NS	Flask O-Ø mm	Description	SP pcs.	Cat. No.
10	14/23	42	(1)	10	3.0214.13
25	14/23	42	DIN	10	3.0214.22
50	14/23	51	DIN	10	3.0214.28
100	14/23	64	DIN	10	3.0214.37
25	19/26	42	DIN	10	3.0219.22
50	19/26	51	DIN	10	3.0219.28
100	19/26	64	DIN	10	3.0219.37
200	19/26	79	(1)	10	3.0219.46
250	19/26	85	(1)	10	3.0219.49
50	24/29	51	(1)	10	3.0224.28
100	24/29	64	(1)	10	3.0224.37
200	24/29	79	(1)	10	3.0224.46
250	24/29	85	(1)	10	3.0224.49
300	24/29	87	(1)	10	3.0224.52
500	24/29	105	(1)	10	3.0224.58
1000	24/29	131	(1)	10	3.0224.70
2000	24/29	166	(1)	10	3.0224.73
50	29/32	51	DIN	10	3.0229.28
100	29/32	64	DIN	10	3.0229.37
200	29/32	79	(1)	10	3.0229.46
250	29/32	85	DIN	10	3.0229.49
300	29/32	87	(1)	10	3.0229.52
500	29/32	105	DIN	10	3.0229.58
1000	29/32	131	DIN	10	3.0229.70
2000	29/32	166	(1)	10	3.0229.73
200	45/40	79	(1)	10	3.0245.46
250	45/40	85	DIN	10	3.0245.49
300	45/40	87	(1)	10	3.0245.52
500	45/40	105	DIN	10	3.0245.58
1000	45/40	131	DIN	10	3.0245.70
2000	45/40	166	(1)	10	3.0245.73
3000	45/40	185	(1)	10	3.0245.76
5000	45/40	223	(1)	10	3.0245.82

(1) in addition to DIN range

Flasks, Single-neck



Erlenmeyer Flask with DIN-thread



Pear-shape Flask, Single-neck

Erlenmeyer Flasks with DIN-Thread

DURAN®. With DIN-thread GL and screw cap, red, PBT. With graduation for the reading of the approx. volume and inscription label.

Capacity ml	Thread GL	Flask O-Ø mm	SP pcs.	Cat. No.
100	25	64	10	3.0251.37
250	32	85	10	3.0251.49
500	32	105	10	3.0251.58
1000	32	131	10	3.0251.70

Pear-shape Flasks, Single-neck

DURAN®. DIN 12383. With conical joint and inscription label.

Capacity ml	Socket NS	Flask O-Ø mm	Description	SP pcs.	Cat. No.
5	14/23	26	(1)	10	3.0314.10
10	14/23	30	(1)	10	3.0314.13
25	14/23	40	(1)	10	3.0314.22
50	14/23	50	(1)	10	3.0314.28
100	14/23	64	(1)	10	3.0314.37
250	14/23	85	DIN	10	3.0314.49
25	19/26	40	(1)	10	3.0319.22
50	19/26	50	DIN	10	3.0319.28
100	19/26	64	DIN	10	3.0319.37
250	19/26	85	DIN	10	3.0319.49
50	29/32	50	(1)	10	3.0329.28
100	29/32	64	(1)	10	3.0329.37
250	29/32	85	(1)	10	3.0329.49

(1) in addition to DIN range

Iodine Determination Flasks

DURAN®. Two types available:

- DIN 12387. Without collar, with hollow hexagonal stopper NS 29/32.
- With collar and iodine stopper NS 29/32.

Capacity ml	Socket NS	Flask O-Ø mm	Description	SP pcs.	Cat. No.
100	29/32	64	w/o collar	10	3.0260.37
250	29/32	85	w/o collar	10	3.0260.49
300	29/32	87	w/o collar	10	3.0260.52
500	29/32	105	w/o collar	10	3.0260.58
1000	29/32	131	w/o collar	10	3.0260.70
100	29/32	64	with collar	10	3.0262.37
250	29/32	85	with collar	10	3.0262.49
500	29/32	105	with collar	10	3.0262.58



Iodine Flask without Collar



Iodine Flask with Collar

Flasks, Single-neck



Evaporating Flask



Kjeldahl Flask

Evaporating Flasks

DURAN®. Especially for rotary evaporators.
With center neck and conical joint. Pear-shaped.

Capacity ml	Socket NS	Flask O-Ø mm	SP pcs.	Cat. No.
50	29/32	56	10	3.0429.28
100	29/32	60	10	3.0429.37
250	29/32	81	10	3.0429.49
500	29/32	101	10	3.0429.58
1000	29/32	126	10	3.0429.70
2000	29/32	158	10	3.0429.73
3000	29/32	175	10	3.0429.76

Kjeldahl Flasks

DURAN®. For the determination of nitrogen in organic compounds.
With center neck and conical joint.

Capacity ml	Socket NS	Flask O-Ø mm	SP pcs.	Cat. No.
50	19/26	51	10	3.0519.28
100	19/26	60	10	3.0519.37
250	29/32	81	10	3.0529.49
500	29/32	101	10	3.0529.58
750	29/32	115	10	3.0529.64
1000	29/32	126	10	3.0529.70



Powder Flask



Receiving Flask

Powder Flasks

DURAN®. Especially for rotary evaporators. For the drying of powder-like substances. With center neck and conical joint.

Capacity ml	Socket NS	Flask O-Ø mm	SP pcs.	Cat. No.
100	29/32	60	1	3.0430.37
250	29/32	81	1	3.0430.49
500	29/32	101	1	3.0430.58
1000	29/32	126	1	3.0430.70
2000	29/32	158	1	3.0430.73

Receiving Flasks

DURAN®. Especially for rotary evaporators.
With spherical joint socket S 35.

Capacity ml	Socket S	Flask O-Ø mm	SP pcs.	Cat. No.
100	35	64	1	3.0635.37
250	35	85	1	3.0635.49
500	35	105	1	3.0635.58
1000	35	131	1	3.0635.70
2000	35	166	1	3.0635.73

Flasks, Multi-neck

Round-bottom Flasks, Two-neck, Side Neck Parallel

DURAN®.

Capacity ml	C. Neck NS	Side Neck NS	Flask O-Ø mm	SP pcs.	Cat. No.
100	29/32	14/23	64	1	3.2041.37
250	29/32	14/23	85	1	3.2041.49
500	29/32	14/23	105	1	3.2041.58
1000	29/32	14/23	131	1	3.2041.70
2000	29/32	14/23	166	1	3.2041.73
250	29/32	29/32	85	1	3.2044.49
500	29/32	29/32	105	1	3.2044.58
1000	29/32	29/32	131	1	3.2044.70
2000	29/32	29/32	166	1	3.2044.73
4000	29/32	29/32	207	1	3.2044.79



Round-bottom Flask, Two-neck, Side Neck Parallel

3

Round-bottom Flasks, Two-neck, Side Neck Angled

DURAN®. DIN 12394. Side neck at 20° angle. Distillation flask.



Round-bottom Flask, Two-neck, Side Neck Angled

Capacity ml	C. Neck NS	Side Neck NS	Flask O-Ø mm	Description	SP pcs.	Cat. No.
25	14/23	14/23	41	DIN	1	3.2111.22
50	14/23	14/23	51	DIN	1	3.2111.28
100	14/23	14/23	64	(1)	1	3.2111.37
250	14/23	14/23	85	DIN	1	3.2111.49
100	24/29	14/23	64	(1)	1	3.2131.37
250	24/29	14/23	85	(1)	1	3.2131.49
500	24/29	14/23	105	(1)	1	3.2131.58
100	24/29	19/26	64	(1)	1	3.2132.37
250	24/29	19/26	85	(1)	1	3.2132.49
500	24/29	19/26	105	DIN	1	3.2132.58
1000	24/29	19/26	131	(1)	1	3.2132.70
100	29/32	14/23	64	(1)	1	3.2141.37
250	29/32	14/23	85	DIN	1	3.2141.49
500	29/32	14/23	105	DIN	1	3.2141.58
1000	29/32	14/23	131	DIN	1	3.2141.70
2000	29/32	14/23	166	DIN	1	3.2141.73
100	29/32	19/26	64	DIN	1	3.2142.37
250	29/32	19/26	85	DIN	1	3.2142.49
500	29/32	19/26	105	DIN	1	3.2142.58
1000	29/32	19/26	131	DIN	1	3.2142.70
2000	29/32	19/26	166	DIN	1	3.2142.73
100	29/32	29/32	64	DIN	1	3.2144.37
250	29/32	29/32	85	DIN	1	3.2144.49
500	29/32	29/32	105	(1)	1	3.2144.58
1000	29/32	29/32	131	DIN	1	3.2144.70
2000	29/32	29/32	166	DIN	1	3.2144.73
4000	29/32	29/32	207	DIN	1	3.2144.79

(1) in addition to DIN range

Pear-shape Flasks, Two-neck

DURAN®. Side neck at an angle of 25°.

Capacity ml	C. Neck NS	Side Neck NS	Flask O-Ø mm	SP pcs.	Cat. No.
25	14/23	14/23	40	1	3.2211.22
50	14/23	14/23	50	1	3.2211.28
100	14/23	14/23	64	1	3.2211.37
250	14/23	14/23	85	1	3.2211.49
25	19/26	14/23	40	1	3.2221.22
50	19/26	14/23	50	1	3.2221.28
100	19/26	14/23	64	1	3.2221.37
250	19/26	14/23	85	1	3.2221.49



Pear-shape Flask, Two-neck



Nitrogen Round-bottom Flask
(Schlenk-Flasks)



Nitrogen Tube
with Socket



Nitrogen Tube
with Cone

Nitrogen Round-bottom Flasks (Schlenk-Flasks)

DURAN®. With conical joint and NS stopcock.

Capacity ml	Socket NS	NS Stopcock Bore mm	SP pcs.	Cat. No.
25	14/23	2,5	1	3.3601.22
50	14/23	2,5	1	3.3601.28
100	14/23	2,5	1	3.3601.37
250	14/23	2,5	1	3.3601.49
50	29/32	2,5	1	3.3604.28
100	29/32	2,5	1	3.3604.37
250	29/32	2,5	1	3.3604.49
500	29/32	2,5	1	3.3604.58
1000	29/32	2,5	1	3.3604.70

Nitrogen Tubes (Schlenk-Tubes)

DURAN®. With conical joint and NS stopcock.

Capacity ml	Socket NS	NS Stopcock Bore mm	SP pcs.	Cat. No.
10	14/23 Socket	2,5	1	3.3701.13
25	14/23 Socket	2,5	1	3.3701.22
50	14/23 Socket	2,5	1	3.3701.28
100	14/23 Socket	2,5	1	3.3701.37
250	14/23 Socket	2,5	1	3.3701.49
10	14/23 Cone	2,5	1	3.3702.13
25	14/23 Cone	2,5	1	3.3702.22
50	14/23 Cone	2,5	1	3.3702.28
100	14/23 Cone	2,5	1	3.3702.37
250	14/23 Cone	2,5	1	3.3702.49

Flasks, Multi-neck



Round-bottom Flask,
Three-neck, Side Necks Parallel

Round-bottom Flasks, Three-neck, Side Necks Parallel

DURAN®. DIN 12392. Side necks parallel. Reaction flasks.

Capacity ml	C. Neck NS	Side Necks NS	Flask O-Ø mm	Description	SP pcs.	Cat. No.
100	24/29	19/26	64	(1)	1	3.3032.37
250	24/29	19/26	85	(1)	1	3.3032.49
500	24/29	19/26	105	(1)	1	3.3032.58
1000	24/29	19/26	131	(1)	1	3.3032.70
2000	24/29	19/26	166	(1)	1	3.3032.73
100	29/32	14/23	64	(1)	1	3.3041.37
250	29/32	14/23	85	(1)	1	3.3041.49
500	29/32	14/23	105	(1)	1	3.3041.58
1000	29/32	14/23	131	(1)	1	3.3041.70
2000	29/32	14/23	166	(1)	1	3.3041.73
3000	29/32	14/23	185	(1)	1	3.3041.76
4000	29/32	14/23	207	(1)	1	3.3041.79
6000	29/32	14/23	236	(1)	1	3.3041.85
100	29/32	19/26	64	DIN	1	3.3042.37
250	29/32	19/26	85	DIN	1	3.3042.49
500	29/32	19/26	105	DIN	1	3.3042.58
1000	29/32	19/26	131	DIN	1	3.3042.70
2000	29/32	19/26	166	(1)	1	3.3042.73
100	29/32	29/32	64	DIN	1	3.3044.37
250	29/32	29/32	85	DIN	1	3.3044.49
500	29/32	29/32	105	DIN	1	3.3044.58
1000	29/32	29/32	131	(1)	1	3.3044.70
2000	29/32	29/32	166	(1)	1	3.3044.73
3000	29/32	29/32	185	(1)	1	3.3044.76
4000	29/32	29/32	207	DIN	1	3.3044.79
5000	29/32	29/32	223	DIN	1	3.3044.82
6000	29/32	29/32	236	DIN	1	3.3044.85
10000	29/32	29/32	279	DIN	1	3.3044.88
1000	45/40	29/32	131	(1)	1	3.3054.70
2000	45/40	29/32	166	(1)	1	3.3054.73
3000	45/40	29/32	185	(1)	1	3.3054.76
4000	45/40	29/32	207	(1)	1	3.3054.79
5000	45/40	29/32	223	(1)	1	3.3054.82
6000	45/40	29/32	236	(1)	1	3.3054.85
10000	45/40	29/32	279	(1)	1	3.3054.88
20000	45/40	29/32	345	(1)	1	3.3054.94

(1) in addition to DIN range

Flasks, Multi-neck

Round-bottom Flasks, Three-neck, Side Necks Angled						
DURAN®. DIN 12394. Side necks at 20° angle. Distillation flasks.						
Capacity ml	C. Neck NS	Side Necks NS	Flask O-Ø mm	Description	SP pcs.	Cat. No.
50	14/23	14/23	51	(1)	1	3.3111.28
100	14/23	14/23	64	(1)	1	3.3111.37
100	24/29	14/23	64	(1)	1	3.3131.37
250	24/29	14/23	85	(1)	1	3.3131.49
500	24/29	14/23	105	(1)	1	3.3131.58
1000	24/29	14/23	131	(1)	1	3.3131.70
100	24/29	19/26	64	(1)	1	3.3132.37
250	24/29	19/26	85	(1)	1	3.3132.49
500	24/29	19/26	105	(1)	1	3.3132.58
1000	24/29	19/26	131	(1)	1	3.3132.70
2000	24/29	19/26	166	(1)	1	3.3132.73
100	29/32	14/23	64	(1)	1	3.3141.37
250	29/32	14/23	85	DIN	1	3.3141.49
500	29/32	14/23	105	DIN	1	3.3141.58
1000	29/32	14/23	131	DIN	1	3.3141.70
2000	29/32	14/23	166	DIN	1	3.3141.73
3000	29/32	14/23	185	(1)	1	3.3141.76
4000	29/32	14/23	207	(1)	1	3.3141.79
6000	29/32	14/23	236	(1)	1	3.3141.85
100	29/32	19/26	64	(1)	1	3.3142.37
250	29/32	19/26	85	DIN	1	3.3142.49
500	29/32	19/26	105	DIN	1	3.3142.58
1000	29/32	19/26	131	DIN	1	3.3142.70
2000	29/32	19/26	166	DIN	1	3.3142.73
100	29/32	29/32	64	(1)	1	3.3144.37
250	29/32	29/32	85	(1)	1	3.3144.49
500	29/32	29/32	105	(1)	1	3.3144.58
1000	29/32	29/32	131	(1)	1	3.3144.70
2000	29/32	29/32	166	(1)	1	3.3144.73
3000	29/32	29/32	185	(1)	1	3.3144.76
4000	29/32	29/32	207	(1)	1	3.3144.79
5000	29/32	29/32	223	(1)	1	3.3144.82
6000	29/32	29/32	236	(1)	1	3.3144.85
10000	29/32	29/32	279	(1)	1	3.3144.88
1000	45/40	29/32	131	(1)	1	3.3154.70
2000	45/40	29/32	166	(1)	1	3.3154.73
3000	45/40	29/32	185	(1)	1	3.3154.76
4000	45/40	29/32	207	(1)	1	3.3154.79
5000	45/40	29/32	223	(1)	1	3.3154.82
6000	45/40	29/32	236	(1)	1	3.3154.85
10000	45/40	29/32	279	(1)	1	3.3154.88
20000	45/40	29/32	345	(1)	1	3.3154.94

(1) in addition to DIN range




Round-bottom Flask, Three-neck, Side Necks Angled

Round-bottom Flasks, Four-neck

DURAN®. DIN 12392. With 3 parallel side necks. Reaction flasks.

Capacity ml	C. Neck NS	Side Necks NS	Flask O-Ø mm	Description	SP pcs.	Cat. No.
500	29/32	29/32	105	DIN	1	3.3444.58
1000	29/32	29/32	131	DIN	1	3.3444.70
2000	29/32	29/32	166	DIN	1	3.3444.73
3000	29/32	29/32	185	(1)	1	3.3444.76
4000	29/32	29/32	207	(1)	1	3.3444.79
6000	29/32	29/32	236	(1)	1	3.3444.85
1000	45/40	29/32	131	DIN	1	3.3454.70
2000	45/40	29/32	166	DIN	1	3.3454.73
3000	45/40	29/32	185	(1)	1	3.3454.76
4000	45/40	29/32	207	DIN	1	3.3454.79
5000	45/40	29/32	223	(1)	1	3.3454.82
6000	45/40	29/32	236	DIN	1	3.3454.85
10000	45/40	29/32	279	(1)	1	3.3454.88

(1) in addition to DIN range



**Round-bottom Flask,
Four-neck**

Separating Funnels



Separating Funnel, Conical, without Graduation, Glass Plug



Separating Funnel, Conical, without Graduation, PTFE Plug



Separating Funnel, Conical, with Graduation, Glass Plug



Separating Funnel, Conical, with Graduation, PTFE Plug

Separating Funnels, Conical

DURAN®. Conical shape. With NS-socket and interchangeable PE stopper, plug with retaining device.

Four types available:

- Without graduation, with solid glass plug
- Without graduation, with PTFE plug
- With graduation for reading of the approx. volume, with solid glass plug
- With graduation for reading of the approx. volume, with PTFE plug

Capacity ml	Socket NS	Bore mm	Graduation ml	Plug	SP pcs.	Cat. No.
50	19/26	2,5	-	solid	2	4.0000.28
100	19/26	2,5	-	solid	2	4.0000.37
250	29/32	4,0	-	solid	2	4.0000.49
500	29/32	4,0	-	solid	2	4.0000.58
1000	29/32	6,0	-	solid	2	4.0000.70
2000	29/32	6,0	-	solid	1	4.0000.73
50	19/26	2,5	-	PTFE	2	4.0041.28
100	19/26	2,5	-	PTFE	2	4.0041.37
250	29/32	4,0	-	PTFE	2	4.0041.49
500	29/32	4,0	-	PTFE	2	4.0041.58
1000	29/32	6,0	-	PTFE	2	4.0041.70
2000	29/32	6,0	-	PTFE	1	4.0041.73
50	19/26	2,5	2	solid	2	4.0020.28
100	19/26	2,5	5	solid	2	4.0020.37
250	29/32	4,0	10	solid	2	4.0020.49
500	29/32	4,0	10	solid	2	4.0020.58
1000	29/32	6,0	20	solid	2	4.0020.70
2000	29/32	6,0	50	solid	1	4.0020.73
50	19/26	2,5	2	PTFE	2	4.0061.28
100	19/26	2,5	5	PTFE	2	4.0061.37
250	29/32	4,0	10	PTFE	2	4.0061.49
500	29/32	4,0	10	PTFE	2	4.0061.58
1000	29/32	6,0	20	PTFE	2	4.0061.70
2000	29/32	6,0	50	PTFE	1	4.0061.73

Separating Funnels



Separating Funnel, Squibb, without Graduation, Glass Plug



Separating Funnel, Squibb, without Graduation, PTFE Plug



Separating Funnel, Squibb, with Graduation, Glass Plug



Separating Funnel, Squibb, with Graduation, PTFE Plug

Separating Funnels, Squibb

Borosilicate glass 3.3. With NS-socket and interchangeable PE stopper, plug with retaining device.

Four types available:

- Without graduation, with solid glass plug
- Without graduation, with PTFE plug
- With graduation for reading of the approx. volume, with solid glass plug
- With graduation for reading of the approx. volume, with PTFE plug

Capacity ml	Socket NS	Bore mm	Graduation ml	Plug	SP pcs.	Cat. No.
50	19/26	2,5	-	solid	2	4.0100.28
100	19/26	2,5	-	solid	2	4.0100.37
250	19/26	4,0	-	solid	2	4.0100.49
500	29/32	4,0	-	solid	2	4.0100.58
1000	29/32	6,0	-	solid	2	4.0100.70
2000	29/32	6,0	-	solid	1	4.0100.73
50	19/26	2,5	-	PTFE	2	4.0141.28
100	19/26	2,5	-	PTFE	2	4.0141.37
250	19/26	4,0	-	PTFE	2	4.0141.49
500	29/32	4,0	-	PTFE	2	4.0141.58
1000	29/32	6,0	-	PTFE	2	4.0141.70
2000	29/32	6,0	-	PTFE	1	4.0141.73
50	19/26	2,5	2	solid	2	4.0120.28
100	19/26	2,5	5	solid	2	4.0120.37
250	19/26	4,0	5	solid	2	4.0120.49
500	29/32	4,0	10	solid	2	4.0120.58
1000	29/32	6,0	20	solid	2	4.0120.70
2000	29/32	6,0	50	solid	1	4.0120.73
50	19/26	2,5	2	PTFE	2	4.0161.28
100	19/26	2,5	5	PTFE	2	4.0161.37
250	19/26	4,0	5	PTFE	2	4.0161.49
500	29/32	4,0	10	PTFE	2	4.0161.58
1000	29/32	6,0	20	PTFE	2	4.0161.70
2000	29/32	6,0	50	PTFE	1	4.0161.73

Separating Funnels

Separating Funnels, Cylindrical

Borosilicate glass 3.3. Cylindrical shape with straight discharge tube. With NS-socket and interchangeable PE stopper, plug with retaining device. With graduation for reading of the approx. volume.

Two types available:

- With solid glass plug
- With PTFE plug

Capacity ml	Socket NS	Bore mm	Graduation ml	Plug	SP pcs.	Cat. No.
50	29/32	2,5	1	solid	2	4.0220.28
100	29/32	2,5	2	solid	2	4.0220.37
250	29/32	4,0	5	solid	2	4.0220.49
500	29/32	4,0	10	solid	2	4.0220.58
1000	29/32	6,0	20	solid	2	4.0220.70
50	29/32	2,5	1	PTFE	2	4.0261.28
100	29/32	2,5	2	PTFE	2	4.0261.37
250	29/32	4,0	5	PTFE	2	4.0261.49
500	29/32	4,0	10	PTFE	2	4.0261.58
1000	29/32	6,0	20	PTFE	2	4.0261.70



Separating Funnel, Cylindrical, with Glass Plug



Separating Funnel, Cylindrical, with PTFE Plug



Separating Funnel, Gilson, with Glass Plug



Separating Funnel, Gilson, with PTFE Plug

Separating Funnels, Gilson

DURAN®. With NS-socket and interchangeable PE stopper, plug with retaining device. Without graduation.

Two types available:

- With solid glass plug
- With PTFE plug

Capacity ml	Socket NS	Bore mm	Plug	SP pcs.	Cat. No.
50	19/26	2,5	solid	2	4.0300.28
100	19/26	2,5	solid	2	4.0300.37
250	29/32	4,0	solid	2	4.0300.49
500	29/32	4,0	solid	2	4.0300.58
1000	29/32	6,0	solid	2	4.0300.70
2000	29/32	6,0	solid	1	4.0300.73
50	19/26	2,5	PTFE	2	4.0301.28
100	19/26	2,5	PTFE	2	4.0301.37
250	29/32	4,0	PTFE	2	4.0301.49
500	29/32	4,0	PTFE	2	4.0301.58
1000	29/32	6,0	PTFE	2	4.0301.70
2000	29/32	6,0	PTFE	1	4.0301.73

Dropping Funnels


Dropping Funnels, Cylindrical

Borosilicate glass 3.3. Cylindrical shape. With NS-socket and interchangeable PE stopper, plug with retaining device. With graduation for reading of the approx. volume.


Two types available:

- With solid glass plug
- With PTFE plug

Capacity ml	Socket / Cone NS	Bore mm	Graduation ml	Plug	SP pcs.	Cat. No.
25	14/23	2,5	1	solid	2	4.1522.11
50	14/23	2,5	1	solid	2	4.1528.11
50	29/32	2,5	1	solid	2	4.1528.14
100	14/23	2,5	2	solid	2	4.1537.11
100	29/32	2,5	2	solid	2	4.1537.14
250	29/32	4,0	5	solid	2	4.1549.14
500	29/32	4,0	10	solid	2	4.1558.14
1000	29/32	6,0	20	solid	2	4.1570.14
25	14/23	2,5	1	PTFE	2	4.1722.11
50	14/23	2,5	1	PTFE	2	4.1728.11
50	29/32	2,5	1	PTFE	2	4.1728.14
100	14/23	2,5	2	PTFE	2	4.1737.11
100	29/32	2,5	2	PTFE	2	4.1737.14
250	29/32	4,0	5	PTFE	2	4.1749.14
500	29/32	4,0	10	PTFE	2	4.1758.14
1000	29/32	6,0	20	PTFE	2	4.1770.14



Dropping Funnel, Cylindrical, with Glass Plug



Dropping Funnel, Cylindrical, with PTFE Plug



Dropping Funnel, Cylindrical, with Pressure Equalizing Tube, Glass Plug



Dropping Funnel, Cylindrical, with Pressure Equalizing Tube, PTFE Plug

Dropping Funnels, Cylindrical, with Pressure Equalizing Tube

Borosilicate glass 3.3. Cylindrical shape, with pressure balance tube. With NS-socket and interchangeable PE stopper, plug with retaining device. With graduation for reading of the approx. volume.

Two types available:

- With solid glass plug
- With PTFE plug

Capacity ml	Socket / Cone NS	Bore mm	Graduation ml	Plug	SP pcs.	Cat. No.
25	14/23	2,5	1	solid	2	4.3522.11
50	14/23	2,5	1	solid	2	4.3528.11
50	29/32	2,5	1	solid	2	4.3528.14
100	14/23	2,5	2	solid	2	4.3537.11
100	29/32	2,5	2	solid	2	4.3537.14
250	29/32	4,0	5	solid	2	4.3549.14
500	29/32	4,0	10	solid	2	4.3558.14
1000	29/32	6,0	20	solid	2	4.3570.14
25	14/23	2,5	1	PTFE	2	4.3722.11
50	14/23	2,5	1	PTFE	2	4.3728.11
50	29/32	2,5	1	PTFE	2	4.3728.14
100	14/23	2,5	2	PTFE	2	4.3737.11
100	29/32	2,5	2	PTFE	2	4.3737.14
250	29/32	4,0	5	PTFE	2	4.3749.14
500	29/32	4,0	10	PTFE	2	4.3758.14
1000	29/32	6,0	20	PTFE	2	4.3770.14

Dropping Funnels



Dropping Funnel, Conical Shape, with Glass Plug



Dropping Funnel, Conical Shape, with PTFE Plug

Dropping Funnels, Conical Shape

DURAN®. Conical shape. With NS-socket and interchangeable PE stopper, plug with retaining device. Without graduation.

Two types available:

- With solid glass plug
- With PTFE plug

Capacity ml	Socket / Cone NS	Bore mm	Plug	SP pcs.	Cat. No.
50	19/26	2,5	solid	1	4.4528.02
100	19/26	2,5	solid	1	4.4537.02
250	29/32	4,0	solid	1	4.4549.04
500	29/32	4,0	solid	1	4.4558.04
1000	29/32	6,0	solid	1	4.4570.04
2000	29/32	6,0	solid	1	4.4573.04
50	19/26	2,5	PTFE	1	4.4728.02
100	19/26	2,5	PTFE	1	4.4737.02
250	29/32	4,0	PTFE	1	4.4749.04
500	29/32	4,0	PTFE	1	4.4758.04
1000	29/32	6,0	PTFE	1	4.4770.04
2000	29/32	6,0	PTFE	1	4.4773.04

Still Heads

Multiple Adapters, 2 Necks

DURAN®. With two sockets and one cone.
One neck 105° upwards.

Socket vertical NS	Socket oblique NS	Cone NS	SP pcs.	Cat. No.
14/23	14/23	14/23	1	5.0001.11
19/26	19/26	19/26	1	5.0002.22
29/32	14/23	29/32	1	5.0004.14
29/32	29/32	29/32	1	5.0004.44



Multi Neck Adapter, 2 Necks



Multi Neck Adapter, 2 Necks

Multiple Adapters, 2 Necks

DURAN®. With one socket and two cones.
One neck 75° downwards.

Cone vertical NS	Cone oblique NS	Socket NS	SP pcs.	Cat. No.
14/23	14/23	14/23	1	5.0051.11
29/32	29/32	29/32	1	5.0054.44



Multi Neck Adapter, 2 Necks

Multiple Adapters, 2 Necks

DURAN®. With two sockets and one cone.
With two parallel necks.

Cone NS	Sockets NS	SP pcs.	Cat. No.
14/23	14/23	1	5.0100.11
19/26	19/26	1	5.0100.22
24/29	19/26	1	5.0100.23
24/29	24/29	1	5.0100.33
29/32	14/23	1	5.0100.14
29/32	29/32	1	5.0100.44



Multi Neck Adapter, 3 Necks

Multiple Adapters, 3 Necks

DURAN®. With three sockets and one cone.
With two parallel necks and one neck 45° upwards.

Cone NS	Sockets NS	SP pcs.	Cat. No.
14/23	14/23	1	5.0150.11
24/29	19/26	1	5.0150.23
29/32	19/26	1	5.0150.24
24/29	24/29	1	5.0150.33
29/32	29/32	1	5.0150.44

Still Heads

Bends

DURAN®. 75° bent. With two cones.

Cones	SP	Cat. No.
NS	pcs.	
14/23	1	5.0200.01
19/26	1	5.0200.02
24/29	1	5.0200.03
29/32	1	5.0200.04



Bend



Bend

Bends

DURAN®. 90° bent. With two cones.

Cones	SP	Cat. No.
NS	pcs.	
14/23	1	5.0250.01
19/26	1	5.0250.02
24/29	1	5.0250.03
29/32	1	5.0250.04

Distilling Heads

DURAN®. With one socket and two cones at 75°.

For distillation thermometers, 55 mm fitting length.

Socket vertical	Cone vertical	Cone oblique	SP	Cat. No.
NS	NS	NS	pcs.	
14/23	14/23	14/23	1	5.0280.11
14/23	19/26	19/26	1	5.0280.22
14/23	24/29	19/26	1	5.0280.32
14/23	24/29	24/29	1	5.0280.33
14/23	29/32	29/32	1	5.0280.44



Distilling Head



Claisen Head

Claisen Heads

DURAN®. With two parallel sockets NS 14/23 and two cones at 75°.

For distillation thermometers, 55 mm fitting length.

Cone vertical	Cone oblique	SP	Cat. No.
NS	NS	pcs.	
14/23	14/23	1	5.0300.11
19/26	19/26	1	5.0300.22
24/29	19/26	1	5.0300.32
24/29	24/29	1	5.0300.33
29/32	14/23	1	5.0300.41
29/32	29/32	1	5.0300.44

Still Heads / Distilling Links



Still Head for Steam Distillation

Still Heads for Steam Distillation			
DURAN®. With two cones, GL 14, for 2000 ml flasks.			
Cone oblique	Flask Conn. Cone	SP	Cat. No.
NS	NS	pcs.	
29/32	29/32	1	5.0330.44



Splash Head, Stutzer, Straight



Splash Head, Stutzer, Bent

Splash Heads to Stutzer				
DURAN®. Two versions available:				
- Straight, with cone and socket				
- Bent with two cones at 75°.				
Splash heads are directly placed onto distillation flasks for separation of drops.				
Cones	Socket	Description	SP	Cat. No.
NS	NS		pcs.	
14/23	14/23	straight	1	5.0350.11
24/29	19/26	straight	1	5.0350.32
29/32	29/32	straight	1	5.0350.44
14/23	14/23	bent	1	5.0370.11
19/26	19/26	bent	1	5.0370.22
24/29	19/26	bent	1	5.0370.32
24/29	24/29	bent	1	5.0370.33
29/32	29/32	bent	1	5.0370.44

5



Distilling Link without Socket

Distilling Links				
DURAN®. Distilling links without condenser, with two vertical cones. Without or with socket NS 14/23 for distillation thermometers, 55 mm fitting length.				
Cones	Socket	Jacket Length	SP	Cat. No.
NS	NS	mm	pcs.	
14/23	-	150	1	5.0400.01
19/26	-	200	1	5.0400.02
24/29	-	300	1	5.0400.03
29/32	-	350	1	5.0400.04
14/23	14/23	150	1	5.0470.01
19/26	14/23	200	1	5.0470.02
24/29	14/23	300	1	5.0470.03
29/32	14/23	350	1	5.0470.04



Distilling Link with Socket

Distilling Links

Distilling Links with Splash Head

DURAN®. Distilling links with two vertical cones and splash head.


Cones NS	Jacket Length mm	SP pcs.	Cat. No.
14/23	150	1	5.0430.01
19/26	200	1	5.0430.02
24/29	300	1	5.0430.03
29/32	350	1	5.0430.04



Distilling Link with Splash Head




Distilling Link with Liebig Condenser and Nozzle



Distilling Link with Liebig Condenser,
Vacuum Receiver Adapter and Nozzle



Distilling Link with Liebig Condenser and GL Thread



Distilling Link with Liebig Condenser,
Vacuum Receiver Adapter and GL Thread

Distilling Links with Liebig Condenser

DURAN®. Distilling links with Liebig condenser and socket NS 14/23 for distillation thermometers, 55 mm fitting length. With cone at the outlet, water connection with nozzle or GL 14.

Cones NS	Water Conn.	Jacket Length mm	SP pcs.	Cat. No.
14/23	nozzle	160	1	5.0502.01
14/23	nozzle	250	1	5.0503.01
29/32	nozzle	250	1	5.0503.04
29/32	nozzle	400	1	5.0504.04
14/23	GL 14	160	1	5.0502.G1
14/23	GL 14	250	1	5.0503.G1
29/32	GL 14	250	1	5.0503.G4
29/32	GL 14	400	1	5.0504.G4

Distilling Links with Liebig Condenser and Vacuum Receiver Adapter

DURAN®. Distilling links with Liebig condenser and socket NS 14/23, for distillation thermometers, 55 mm fitting length, with vacuum receiver adapter.

Water connection with nozzle or with thread GL 14 and outlet with thread GL 18.

Cones NS	Water Conn.	Vacumm Conn.	Jacket L. mm	SP pcs.	Cat. No.
14/23	nozzle	nozzle	160	1	5.0532.01
14/23	nozzle	nozzle	250	1	5.0533.01
29/32	nozzle	nozzle	250	1	5.0533.04
29/32	nozzle	nozzle	400	1	5.0534.04
14/23	GL 14	GL 18	160	1	5.0532.G1
14/23	GL 14	GL 18	250	1	5.0533.G1
29/32	GL 14	GL 18	250	1	5.0533.G4
29/32	GL 14	GL 18	400	1	5.0534.G1

Distilling Links



Distilling Link, Claisen, with Nozzle



Distilling Link, Claisen, with Vacuum Receiver Adapter and Nozzle



Distilling Link, Claisen, with GL Thread



Distilling Link, Claisen, with Vacuum Receiver Adapter and GL Thread

Distilling Links, Claisen

DURAN®. Distilling links with Liebig condenser and head to Claisen, sockets NS 14/23, for distillation thermometers, 55 mm fitting length. Liebig condenser with straight outlet.

Water connection

- with nozzle
- with GL 14

Cones NS	Water Conn.	Jacket Length mm	SP pcs.	Cat. No.
14/23	nozzle	160	1	5.0552.01
14/23	nozzle	250	1	5.0553.01
29/32	nozzle	250	1	5.0553.04
29/32	nozzle	400	1	5.0554.04
14/23	GL 14	160	1	5.0552.G1
14/23	GL 14	250	1	5.0553.G1
29/32	GL 14	250	1	5.0553.G4
29/32	GL 14	400	1	5.0554.G4

Distilling Links, Claisen

DURAN®. Distilling links with Liebig condenser and head to Claisen, sockets NS 14/23, for distillation thermometers, 55 mm fitting length, with vacuum receiver adapter.

Water connection

- with nozzle
- with thread GL 14 and outlet with thread GL 18

Cones NS	Water Conn.	Vacuum Conn.	Jacket Length mm	SP pcs.	Cat. No.
14/23	nozzle	nozzle	160	1	5.0572.01
14/23	nozzle	nozzle	250	1	5.0573.01
29/32	nozzle	nozzle	250	1	5.0573.04
29/32	nozzle	nozzle	400	1	5.0574.04
14/23	GL 14	GL 18	160	1	5.0572.G1
14/23	GL 14	GL 18	250	1	5.0573.G1
29/32	GL 14	GL 18	250	1	5.0573.G4
29/32	GL 14	GL 18	400	1	5.0574.G4

Distilling Links for Short Path Distillation


DURAN®. Compact design of condenser and vacuum connection guarantee a short path for the condensates. Connections GL 14.

Cones NS	Socket NS	SP pcs.	Cat. No.
14/23	14/23	1	5.0580.01



Distilling Link for Short Path Distillation


Gas Inlet Tubes



Distillation Thermometer



Gas Inlet Tubes



Air Leak Tube with Bell



Gas Inlet Tube with Valve Stopcock

Distillation Thermometers

Thermometers with cone NS 14/23. Top end melted round. Frosted glass scale with black graduation. With blue reflecting Hg-column, suitable for certification.

Note:

fitting length = distance from the top of the joint to the bottom of the mercury reservoir

Range °C	Graduation °C	Fitting Length mm	SP pcs.	Cat. No.
0-150	0,5	55	1	5.0650.01
0-150	0,5	70	1	5.0650.02
0-150	0,5	85	1	5.0650.03
0-250	1	55	1	5.0650.04
0-250	1	70	1	5.0650.05
0-250	1	85	1	5.0650.06
0-360	1	55	1	5.0650.07
0-360	1	70	1	5.0650.08
0-360	1	85	1	5.0650.09

Gas Inlet Tubes / Air Leak Tubes, Straight

DURAN®. With cone. Can be used for cutting or capillarising the tube to the length needed.

Available in two versions

- straight, fitting length 200 mm
- 90° bent, fitting length 250 mm

Cone NS	Description	SP pcs.	Cat. No.
14/23	straight	1	5.0800.01
19/26	straight	1	5.0800.02
24/29	straight	1	5.0800.03
29/32	straight	1	5.0800.04
14/23	bent	1	5.0830.01
19/26	bent	1	5.0830.02
24/29	bent	1	5.0830.03
29/32	bent	1	5.0830.04

Gas Inlet Tubes with Valve Stopcock

DURAN®. With valve stopcock for dosing and 90° nozzle. Tube length from top of the joint approx. 250 mm.

Cone NS	SP pcs.	Cat. No.
14/23	1	5.0860.01

Air Leak Tubes

DURAN®. With bell. To avoid boiling splash.

Size approx. mm	SP pcs.	Cat. No.
180 x 4	1	5.0810.00



Adapter, Straight



Adapter, Bent

Adapters, Straight

Adapters with cone and straight nozzle.

Cone NS	SP pcs.	Cat. No.
14/23	1	5.0920.01
19/26	1	5.0920.02
24/29	1	5.0920.03
29/32	1	5.0920.04

Adapters, Bent

Adapters with cone and 90° bent nozzle.

Cone NS	SP pcs.	Cat. No.
14/23	1	5.0950.01
19/26	1	5.0950.02
24/29	1	5.0950.03
29/32	1	5.0950.04

5



Adapter with NS-Stopcock,
Straight



Adapter with NS-Stopcock,
Bent

Adapters with NS-Stopcock, Straight

Adapters with cone and straight nozzle.

With NS stopcock with solid glass plug, bore 2,5 mm.

Cone NS	SP pcs.	Cat. No.
14/23	1	5.0970.01
19/26	1	5.0970.02
24/29	1	5.0970.03
29/32	1	5.0970.04

Adapters with NS-Stopcock, Bent

Adapters with cone and 90° bent nozzle.

With NS stopcock with solid glass plug, bore 2,5 mm.

Cone NS	SP pcs.	Cat. No.
14/23	1	5.0980.01
19/26	1	5.0980.02
24/29	1	5.0980.03
29/32	1	5.0980.04



Adapter, Straight



Adapter, Bent

Adapters, Straight

Adapters with socket and straight nozzle.

Socket	SP	Cat. No.
NS	pcs.	
14/23	1	5.1010.01
19/26	1	5.1010.02
24/29	1	5.1010.03
29/32	1	5.1010.04

Adapters, Bent

Adapters with socket and 90° bent nozzle.

Socket	SP	Cat. No.
NS	pcs.	
14/23	1	5.1030.01
19/26	1	5.1030.02
24/29	1	5.1030.03
29/32	1	5.1030.04



Adapter with NS Stopcock, Bent

Adapters with NS Stopcock, Bent

Adapters with socket and 90° bent nozzle.

With NS stopcock with solid glass plug, bore 2,5 mm.

Socket	SP	Cat. No.
NS	pcs.	
14/23	1	5.1050.01
19/26	1	5.1050.02
24/29	1	5.1050.03
29/32	1	5.1050.04



Small Flange, Male, with Nozzle



Small Flange, Female, with Nozzle


Small Flanges, KF, with Nozzle

Description	KF	Nozzle	SP	Cat. No.
			pcs.	
Small flange, socket	15	10	1	5.1061.10
Small flange, socket	15	16	1	5.1061.16
Small flange, socket	25	16	1	5.1062.16
Small flange, ball	15	10	1	5.1071.10
Small flange, ball	15	16	1	5.1071.16
Small flange, ball	25	16	1	5.1072.16


Small Flanges with Thread, Steel

KF-socket, with thread M 16 x 1.


Description	KF	Thread	SP	Cat. No.
			pcs.	
Small flange, socket	15	M16 x 1	1	5.1081.10
Small flange, socket	25	M16 x 1	1	5.1082.16



Column to Hempel



Column to Hempel, with Removable Glass Jacket



Column to Hempel, with Fixed Vacuum Jacket

Columns to Hempel

DURAN®. Without oder with removable glass jacket. For packings like glass rings, Raschig, or glass beads.

Eff. L mm	Socket/Cone NS	Description	SP pcs.	Cat. No.
200	14/23	without jacket	1	5.1152.01
300	14/23	without jacket	1	5.1153.01
300	24/29	without jacket	1	5.1153.03
300	29/32	without jacket	1	5.1153.04
500	24/29	without jacket	1	5.1155.03
500	29/32	without jacket	1	5.1155.04
800	24/29	without jacket	1	5.1158.03
800	29/32	without jacket	1	5.1158.04
200	14/23	with jacket	1	5.1172.01
300	14/23	with jacket	1	5.1173.01
300	29/32	with jacket	1	5.1173.04
500	29/32	with jacket	1	5.1175.04
800	29/32	with jacket	1	5.1178.04

Columns to Hempel with Vacuum Jacket

DURAN®. With fixed vacuum jacket. For packings like glass rings, Raschig, or glass beads.

Eff. L mm	Socket/Cone NS	SP pcs.	Cat. No.
200	14/23	1	5.1192.01
300	29/32	1	5.1193.04
500	29/32	1	5.1195.04
800	29/32	1	5.1198.04

Glass Beads, Solid

Soda-lime glass.

Ø mm	SP kg	Cat. No.
2	1	5.1240.02
3	1	5.1240.03
4	1	5.1240.04
5	1	5.1240.05
6	1	5.1240.06
8	1	5.1240.08


Glass Rings, Raschig

Soda-lime glass.


Ø x H mm	SP kg	Cat. No.
3 x 3	1	5.1270.03
4 x 4	1	5.1270.04
5 x 5	1	5.1270.05
6 x 6	1	5.1270.06
8 x 8	1	5.1270.08
10 x 10	1	5.1270.10



Column to Vigreux



Column to Vigreux, with Removable Glass Jacket



Column to Vigreux, with Fixed Vacuum Jacket

Columns to Vigreux

DURAN®. Without oder with removable glass jacket. Alterating horizontal and lateral pushed punts.

Eff. Length mm	Socket / Cone NS	Description	SP pcs.	Cat. No.
200	14/23	without jacket	1	5.1302.01
300	14/23	without jacket	1	5.1303.01
300	24/29	without jacket	1	5.1303.03
300	29/32	without jacket	1	5.1303.04
600	24/29	without jacket	1	5.1305.03
600	29/32	without jacket	1	5.1305.04
200	14/23	with jacket	1	5.1332.01
300	14/23	with jacket	1	5.1333.01
300	24/29	with jacket	1	5.1333.03
300	29/32	with jacket	1	5.1333.04
600	24/29	with jacket	1	5.1335.03
600	29/32	with jacket	1	5.1335.04

Columns to Vigreux

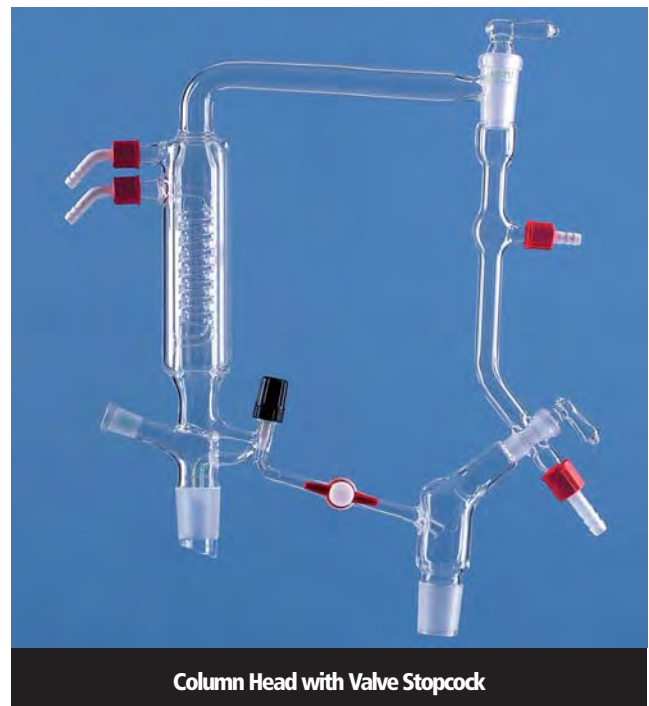
DURAN®. With fixed vacuum jacket

Eff. Length mm	Socket / Cone NS	SP pcs.	Cat. No.
200	14/23	1	5.1362.01
300	14/23	1	5.1363.01
300	24/29	1	5.1363.03
300	29/32	1	5.1363.04
600	24/29	1	5.1365.03
600	29/32	1	5.1365.04

Column Heads with Valve Stopcock

DURAN®. With PTFE valve for easy and accurate reflux adjustment. Thermometer connection NS 14/23 for thermometers with 55 mm fitting length.

Column NS	Receiver NS	SP pcs.	Cat. No.
14/23	14/23	1	5.1701.11
29/32	29/32	1	5.1701.44




Column Head with Valve Stopcock


Condensers



Air Condenser without Jacket



Liebig Condenser with Nozzle



Liebig Condenser with GL Thread

Air Condensers without Jacket

DURAN®. For condensing vapours. With cone and drain ring.

Cone NS	Length mm	SP pcs.	Cat. No.
14/23	700	1	5.2000.01
29/32	1000	1	5.2000.04


Liebig Condensers

DURAN®. DIN 12576. For condensing vapours. With fixed jacket, cone and socket. Water connection with nozzle or thread GL 14, with two threaded plastic nozzles.


Socket/Cone NS	Jacket L mm	Water Conn.	Ausf.	SP pcs.	Cat. No.
14/23	160	nozzle	DIN	1	5.2102.01
19/26	160	nozzle	DIN	1	5.2102.02
14/23	250	nozzle	(1)	1	5.2103.01
19/26	250	nozzle	DIN	1	5.2103.02
24/29	250	nozzle	(1)	1	5.2103.03
29/32	250	nozzle	DIN	1	5.2103.04
14/23	400	nozzle	(1)	1	5.2104.01
19/26	400	nozzle	(1)	1	5.2104.02
24/29	400	nozzle	(1)	1	5.2104.03
29/32	400	nozzle	DIN	1	5.2104.04
29/32	500	nozzle	(1)	1	5.2105.04
29/32	750	nozzle	(1)	1	5.2107.04
14/23	160	GL 14	DIN	1	5.2102.G1
19/26	250	GL 14	DIN	1	5.2103.G2
14/23	250	GL 14	(1)	1	5.2103.G1
19/26	250	GL 14	DIN	1	5.2103.G2
24/29	250	GL 14	(1)	1	5.2103.G3
29/32	250	GL 14	DIN	1	5.2103.G4
14/23	400	GL 14	(1)	1	5.2104.G1
19/26	400	GL 14	(1)	1	5.2104.G2
24/29	400	GL 14	(1)	1	5.2104.G3
29/32	400	GL 14	DIN	1	5.2104.G4
29/32	500	GL 14	(1)	1	5.2105.G4
29/32	750	GL 14	(1)	1	5.2107.G4

(1) in addition to DIN-range


Condensers




Davies Condenser with Nozzle



Davies Condenser with GL Thread



Allihn Condenser with Cone, Socket and Nozzle



Allihn Condenser with Cone, Socket and GL Thread

Davies Condensers

DURAN®. For condensing vapours. With double sized cooling area, cone and socket. Water connection with nozzle or thread GL 14, with two threaded plastic nozzles.

Socket/Cone NS	Jacket L. mm	Water Conn.	SP pcs.	Cat. No.
24/29	250	nozzle	1	5.2153.03
29/32	250	nozzle	1	5.2153.04
24/29	400	nozzle	1	5.2154.03
29/32	400	nozzle	1	5.2154.04
24/29	250	GL 14	1	5.2153.G3
29/32	250	GL 14	1	5.2153.G4
24/29	400	GL 14	1	5.2154.G3
29/32	400	GL 14	1	5.2154.G4

Allihn Condensers

DURAN®. DIN 12581. For condensing vapours. With cone and socket, water connection with nozzle or thread GL 14, with two thread plastic nozzles.


Socket / Cone NS	Jacket Length mm	No. of Balls	Water Conn.	Desc.	SP pcs.	Cat. No.
14/23	160	5	nozzle	(1)	1	5.2232.01
19/26	160	5	nozzle	DIN	1	5.2232.02
24/29	160	5	nozzle	(1)	1	5.2232.03
29/32	160	5	nozzle	(1)	1	5.2232.04
14/23	250	5	nozzle	(1)	1	5.2233.01
19/26	250	5	nozzle	(1)	1	5.2233.02
24/29	250	5	nozzle	(1)	1	5.2233.03
29/32	250	5	nozzle	DIN	1	5.2233.04
24/29	400	8	nozzle	(1)	1	5.2234.03
29/32	400	8	nozzle	(1)	1	5.2234.04
29/32	500	10	nozzle	(1)	1	5.2235.04
14/23	160	5	GL 14	(1)	1	5.2232.G1
19/26	160	5	GL 14	DIN	1	5.2232.G2
24/29	160	5	GL 14	(1)	1	5.2232.G3
29/32	160	5	GL 14	(1)	1	5.2232.G4
14/23	250	5	GL 14	(1)	1	5.2233.G1
19/26	250	5	GL 14	(1)	1	5.2233.G2
24/29	250	5	GL 14	(1)	1	5.2233.G3
29/32	250	5	GL 14	DIN	1	5.2233.G4
24/29	400	8	GL 14	(1)	1	5.2234.G3
29/32	400	8	GL 14	(1)	1	5.2234.G4
29/32	500	10	GL 14	(1)	1	5.2235.G4

(1) in addition to DIN-range


Condensers



Allihn Condenser
with Cone and Nozzle



Allihn Condenser
with Cone and GL Thread



Spiral-condenser
with Nozzle



Spiral-condenser
with GL Thread

Allihn Condensers

DURAN®. For condensing vapours. With cone, water connection with nozzle or thread GL 14, with two thread plastic nozzles.


Cone NS	Extractor ml	Water Conn.	SP pcs.	Cat. No.
29/32	30	Nozzle	1	5.2260.04
34/35	70	Nozzle	1	5.2260.05
45/40	100-250	Nozzle	1	5.2260.06
29/32	30	GL 14	1	5.2260.G4
34/35	70	GL 14	1	5.2260.G5
45/40	100-250	GL 14	1	5.2260.G6

Spiral-condensers


DURAN®. For cooling condensates. With cone and socket. Water connection with nozzle or thread GL 14, with two threaded plastic nozzles.

Socket/Cone NS	Jacket L mm	Water Conn.	SP pcs.	Cat. No.
14/23	160	nozzle	1	5.2332.01
29/32	250	nozzle	1	5.2333.04
29/32	400	nozzle	1	5.2334.04
29/32	500	nozzle	1	5.2335.04
14/23	160	GL 14	1	5.2332.G1
29/32	250	GL 14	1	5.2333.G4
29/32	400	GL 14	1	5.2334.G4
29/32	500	GL 14	1	5.2335.G4

KühlerCondensers



Dimroth Condenser with Nozzle



Dimroth Condenser with GL Thread



Dimroth Condenser with Cone, with Nozzle



Dimroth Condenser with Cone, with GL Thread

Dimroth Condensers

DURAN®. DIN 12591. For condensing vapours. With cone and socket. Water connection with nozzle or thread GL 14, with two threaded plastic nozzles.


Socket/Cone NS	Jacket L. mm	Water Conn.	Desc.	SP pcs.	Cat. No.
14/23	160	nozzle	(1)	1	5.2402.01
19/26	160	nozzle	(1)	1	5.2402.02
14/23	250	nozzle	(1)	1	5.2403.01
19/26	250	nozzle	(1)	1	5.2403.02
24/29	250	nozzle	(1)	1	5.2403.03
29/32	250	nozzle	DIN	1	5.2403.04
45/40	250	nozzle	(1)	1	5.2403.06
29/32	400	nozzle	DIN	1	5.2404.04
45/40	400	nozzle	(1)	1	5.2404.06
14/23	160	GL 14	(1)	1	5.2402.G1
19/26	160	GL 14	(1)	1	5.2402.G2
14/23	250	GL 14	(1)	1	5.2403.G1
19/26	250	GL 14	(1)	1	5.2403.G2
24/29	250	GL 14	(1)	1	5.2403.G3
29/32	250	GL 14	DIN	1	5.2403.G4
45/40	250	GL 14	(1)	1	5.2403.G6
29/32	400	GL 14	DIN	1	5.2404.G4
45/40	400	GL 14	(1)	1	5.2404.G6

(1) in addition to DIN-range


Dimroth Condensers with Cone

DURAN®. For extractors. For condensing vapours. With cone. Water connection with nozzle or thread GL 14, with two threaded plastic nozzles.

Cone NS	Extractor ml	Water Conn.	SP pcs.	Cat. No.
29/32	30	nozzle	1	5.2460.04
34/35	70	nozzle	1	5.2460.05
45/40	100-250	nozzle	1	5.2460.06
60/46	300-500	nozzle	1	5.2460.07
71/51	1000	nozzle	1	5.2460.08
29/32	30	GL 14	1	5.2460.G4
34/35	70	GL 14	1	5.2460.G5
45/40	100-250	GL 14	1	5.2460.G6
60/46	300-500	GL 14	1	5.2460.G7
71/51	1000	GL 14	1	5.2460.G8



Coil Condenser (double walled) with Nozzle



Coil Condenser (double walled) with GL Thread



High Efficient Condenser with 4 Coils

Coil Condensers (double walled)

DURAN®. DIN 12593. For condensing vapours. With cooling coil and jacket, with cone and socket. Water connection with nozzle or thread GL 14, with two threaded plastic nozzles.

Socket/Cone NS	Jacket L. mm	Water Conn.	Ausf. (1)	SP pcs.	Cat. No.
14/23	160	nozzle	(1)	1	5.2502.01
29/32	160	nozzle	DIN	1	5.2502.04
24/29	250	nozzle	(1)	1	5.2503.03
29/32	250	nozzle	DIN	1	5.2503.04
29/32	400	nozzle	DIN	1	5.2504.04
29/32	500	nozzle	(1)	1	5.2505.04
14/23	160	GL 14	(1)	1	5.2502.G1
29/32	160	GL 14	DIN	1	5.2502.G4
24/29	250	GL 14	(1)	1	5.2503.G3
29/32	250	GL 14	DIN	1	5.2503.G4
29/32	400	GL 14	DIN	1	5.2504.G4
29/32	500	GL 14	(1)	1	5.2505.G4

(1) in addition to DIN-range

High efficient Condensers with 4 Coils

DURAN®. With 4 cooling coils, cooling area 3000 cm², jacket length 300 mm. Available with cone and socket NS 45/40 and water connections with nozzle or ball and socket KF 50 and water connections ball member KF 15.

Description	Jacket L. mm	Water Conn.	SP pcs.	Cat. No.
NS 45/40	300	nozzle	1	5.2550.00
KF 50	300	KF 15	1	5.2550.50

Delivery Adapters



Delivery Adapter, Bent,
with Short Tube



Delivery Adapter, Bent,
with Long Tube

Delivery Adapters, Bent			
DURAN®. With socket and bent tube, 105°, with short tube.			
Socket	Tube Length	SP	Cat. No.
NS	mm	pcs.	
14/23	65	1	5.2600.01
19/26	65	1	5.2600.02
24/29	65	1	5.2600.03
29/32	65	1	5.2600.04

Delivery Adapters, Bent			
DURAN®. With socket and bent tube, 105°, with long tube.			
Socket	Tube Length	SP	Cat. No.
NS	mm	pcs.	
14/23	190	1	5.2630.01
19/26	200	1	5.2630.02
24/29	200	1	5.2630.03
29/32	200	1	5.2630.04



Delivery Adapter, Bent,
with Drain Tip



Delivery Adapter, Straight,
with Vacuum Tube

Delivery Adapters, Bent		
DURAN®. With cone and socket, bent, 105°, with drain tip.		
Socket	SP	Cat. No.
NS	pcs.	
14/23	1	5.2650.01
19/26	1	5.2650.02
24/29	1	5.2650.03
29/32	1	5.2650.04

Delivery Adapters, Straight		
DURAN®. With cone and socket, straight, with vacuum tube.		
Socket	SP	Cat. No.
NS	pcs.	
14/23	1	5.2660.01
19/26	1	5.2660.02
24/29	1	5.2660.03
29/32	1	5.2660.04

Delivery Adapters / Receiver Adapters



Delivery Adapter, Bent, with Ventilation

Delivery Adapters, Bent

DURAN®. For high boiling liquids, with cone and socket, bent, 105°, with ventilation.

Socket / Cone NS	SP pcs.	Cat. No.
14/23	1	5.2680.01
19/26	1	5.2680.02
24/29	1	5.2680.03
29/32	1	5.2680.04

5



Receiver Adapter, Straight, with Nozzle



Receiver Adapter, Straight, with GL Thread



Receiver Adapter, Bent, with Nozzle



Receiver Adapter, Bent, with GL Thread

Receiver Adapters, Straight

DURAN®. With cone and socket, straight. With drain tip and vacuum connection with nozzle or thread GL18.

Socket / Cone NS	Vacuum Conn.	SP pcs.	Cat. No.
14/23	nozzle	1	5.2720.01
19/26	nozzle	1	5.2720.02
24/29	nozzle	1	5.2720.03
29/32	nozzle	1	5.2720.04
14/23	GL 18	1	5.2720.G1
19/26	GL 18	1	5.2720.G2
24/29	GL 18	1	5.2720.G3
29/32	GL 18	1	5.2720.G4

Receiver Adapters, Bent

DURAN®. With cone and socket, bent, 105°. With drain tip and vacuum connection with nozzle or thread GL18.

Socket / Cone NS	Vacuum Conn.	SP pcs.	Cat. No.
14/23	nozzle	1	5.2750.01
19/26	nozzle	1	5.2750.02
24/29	nozzle	1	5.2750.03
29/32	nozzle	1	5.2750.04
14/23	GL 18	1	5.2750.G1
19/26	GL 18	1	5.2750.G2
24/29	GL 18	1	5.2750.G3
29/32	GL 18	1	5.2750.G4

Distilling Receivers



Distilling Receiver to Bredt, Bent



Distilling Receiver to Bredt, Straight

Distilling Receivers to Bredt, Bent
 DURAN®. With 4 flasks NS 14/23. With bent adapter and vacuum connection GL 18.

Socket lateral	Socket / Cone vertical	Flasks	SP	Cat. No.
NS	NS	ml	pcs.	
14/23	19/26	50	1	5.2800.01
29/32	29/32	100	1	5.2800.04

Distilling Receivers to Bredt, Straight
 DURAN®. With 4 flasks NS 14/23. With straight adapter and vacuum connection GL 18.

Socket top	Cone / Socket vertical	Flasks	SP	Cat. No.
NS	NS	ml	pcs.	
14/23	19/26	50	1	5.2850.01
29/32	29/32	100	1	5.2850.04
29/32	29/32	250	1	5.2850.05



Adapter, Bent



Adapter, Straight



Distributor to Bredt

Adapters for Distilling Receivers to Bredt
 DURAN®. With two sockets, 105° bent, or straight, with vacuum connection GL 18.

Socket lateral	Socket down	Description	SP	Cat. No.
NS	NS		pcs.	
14/23	19/26	bent	1	5.2851.01
29/32	29/32	bent	1	5.2851.04
14/23	19/26	straight	1	5.2851.06
29/32	29/32	straight	1	5.2851.08


Distributors for Distilling Receivers to Bredt
 DURAN®. With 4 cones NS 14/23 for round bottom flasks up to max. 250 ml capacity.

Cone	SP	Cat. No.
NS	pcs.	
19/26	1	5.2852.02
29/32	1	5.2852.04

Distilling Receivers



Distilling Receiver to Bernauer



Distilling Receiver to Bernauer

Distilling Receivers to Bernauer

DURAN®. Modified, with vacuum connection, with 3 flasks NS 14/23 or without flasks.

Flask ml	Socket NS	SP pcs.	Cat. No.
50	14/23	1	5.2880.01
100	19/26	1	5.2880.02
100	29/32	1	5.2880.04
without flask	14/23	1	5.2881.01
without flask	19/26	1	5.2881.02
without flask	29/32	1	5.2881.04

5



Distilling Receiver to Anschütz-Thiele, Straight



Distilling Receiver to Anschütz-Thiele, Straight

Distilling Receivers to Anschütz-Thiele, Straight

DURAN®. Receiver with straight adapter, graduated. With cone and socket, vacuum connection GL 18. NS stopcock with glass- or PTFE stopcock.

Capacity ml	Socket / Cone NS	Description	SP pcs.	Cat. No.
25	14/23	glass solid	1	5.2950.01
50	29/32	glass solid	1	5.2950.04
100	29/32	glass solid	1	5.2950.14
25	14/23	PTFE	1	5.2951.01
50	29/32	PTFE	1	5.2951.04
100	29/32	PTFE	1	5.2951.14

Distilling Receivers



Distilling Receiver to Anschütz-Thiele, Bent, Glass Stopcock



Distilling Receiver to Anschütz-Thiele, Straight, with Cooling Jacket, Glass Stopcock



Distilling Receiver to Anschütz-Thiele, Straight, with Cooling Jacket, PTFE Stopcock



Distilling Receiver to Anschütz-Thiele, Bent, PTFE Stopcock

Distilling Receivers to Anschütz-Thiele, Straight, with Cooling Jacket

DURAN®. Receiver with straight adapter, with cooling jacket, graduated. With cone and socket, vacuum connection GL 18. NS stopcock with glass- or PTFE stopcock.

Capacity ml	Socket / Cone NS	Description	SP pcs.	Cat. No.
50	29/32	glass solid	1	5.3050.04
100	29/32	glass solid	1	5.3050.14
50	29/32	PTFE	1	5.3051.04
100	29/32	PTFE	1	5.3051.14

Distilling Receivers to Anschütz-Thiele, Bent

DURAN®. Receiver with bent adapter, graduated. With cone and socket, vacuum connection GL 18.

NS stopcock with glass- or PTFE stopcock.

Capacity ml	Socket / Cone NS	Description	SP pcs.	Cat. No.
25	14/23	glass solid	1	5.2980.01
50	29/32	glass solid	1	5.2980.04
100	29/32	glass solid	1	5.2980.14
25	14/23	PTFE	1	5.2981.01
50	29/32	PTFE	1	5.2981.04
100	29/32	PTFE	1	5.2981.14



Connector with Stopcock



Funnel, Plain

Connectors with Stopcock				
DURAN®. With NS stopcock, cone and socket.				
Cone NS	Socket NS	Bore mm	SP pcs.	Cat. No.
14/23	14/23	2,5	1	5.3100.11
29/32	29/32	8	1	5.3100.44

Funnels, Plain				
Soda-Lime Glass. 60° angle. With short stem.				
Funnel O-Ø mm	Stem O-Ø mm	Stem Length mm	SP pcs.	Cat. No.
30	6	30	10	5.3180.03
35	6	35	10	5.3180.05
40	6	40	10	5.3180.08
45	7	45	10	5.3180.09
50	7	50	10	5.3180.12
55	8	55	10	5.3180.15
60	8	60	10	5.3180.17
70	9	70	10	5.3180.20
80	9	80	10	5.3180.25
100	10	100	10	5.3180.33



Connector Bent

Connectors, Bent				
DURAN®. Bent, with socket NS 14/23 for thermometer or air leak tubes, cone and lateral socket.				
Cone NS	Socket NS		SP pcs.	Cat. No.
29/32	29/32		1	5.3130.44
45/40	29/32		1	5.3130.64



Funnel with Cone

Funnels with Cone				
Solid addition funnels 60° angle, with cone.				
Funnel O-Ø mm	Cone NS		SP pcs.	Cat. No.
45	14/23		1	5.3210.01
55	19/26		1	5.3210.02
70	24/29		1	5.3210.03
80	29/32		1	5.3210.04

Drying Tubes / Cold Traps



Drying Tube, Straight




Drying Tube, Bent



Drying Tube with Cone, Bent

Drying Tubes (Chlorcalcium Tubes)				
DURAN®. DIN 12610. With ball and tubing nozzle, straight or bent.				
Nom. Length mm	I-Ø mm	Description	SP pcs.	Cat. No.
100	13	straight	1	5.3300.10
150	13	straight	1	5.3300.13
100	13	bent	1	5.3330.10
150	13	bent	1	5.3330.13

Drying Tubes with Cone, Bent				
DURAN®. With cone. 75° bent.				
I-Ø mm	Cone NS		SP pcs.	Cat. No.
15	14/23		1	5.3370.01
15	19/26		1	5.3370.02
15	24/29		1	5.3370.03
15	29/32		1	5.3370.04



Drying Tube, U-shaped



Drying Tube, U-shaped,
with NS Stopcocks

Drying Tubes, U-Shaped				
DURAN®. Side tubes with nozzle. Outer diameter 6 mm.				
Nom. Length mm	I-Ø mm		SP pcs.	Cat. No.
100	13		1	5.3390.10
130	13		1	5.3390.13
180	18		1	5.3390.18

Drying Tubes, U-Shaped				
DURAN®. DIN 12616. With removable NS stopcocks. Side tubes with nozzle. Outer diameter 6 mm.				
Nom. Length mm	Socket NS		SP pcs.	Cat. No.
125	14/23		1	5.3420.13
150	19/26		1	5.3420.15



Cold Trap
without Condensate Drain



Cold Trap
with Condensate Drain

Cold Traps				
DURAN®. Without oder with valve stopcock. Valve stopcock with retaining device for condensate drain. Can be filled directly with cooling agents. Low consumption of cooling agent due to double walled design. Two connections NS 29/32: Apparatus onto socket, vacuum pump onto cone.				
Coolant Cap. ml	Description		SP pcs.	Cat. No.
200	without condensate drain		1	5.3550.46
500	without condensate drain		1	5.3550.58
1000	without condensate drain		1	5.3550.70
200	with condensate drain		1	5.3555.46
500	with condensate drain		1	5.3555.58
1000	with condensate drain		1	5.3555.70



Soxhlet Extractor
with Dimroth Condenser



Soxhlet Extractor
with Allihn Condenser

Soxhlet Extractors

DURAN®. For the extraction from solids with solvents. The solvent is recirculated continuously and distilled from the extracted sample before contacting the solid again. The extract is concentrated in the distillation flask. The method allows an effective separation with relatively small amounts of extracting solvents.

The complete apparatus consists of

- round bottom flask
- compact and robust designed extractor with NS 29/32 flask connection

- Dimroth- or Allihn condenser with thread GL 14

For Dimroth condenser, individually, see page 59.

For Allihn condenser, individually, see page 58.

Extractor ml	Condenser NS	Flask ml	Condenser	SP pcs.	Cat. No.
30	29/32	100	Dimroth	1	5.3600.25
70	34/35	100	Dimroth	1	5.3600.31
100	45/40	250	Dimroth	1	5.3600.37
150	45/40	250	Dimroth	1	5.3600.43
200	45/40	250	Dimroth	1	5.3600.46
250	45/40	500	Dimroth	1	5.3600.49
300	60/46	500	Dimroth	1	5.3600.52
500	60/46	1000	Dimroth	1	5.3600.58
1000	71/51	2000	Dimroth	1	5.3600.70
30	29/32	100	Allihn	1	5.3650.25
70	34/35	100	Allihn	1	5.3650.31
100	45/40	250	Allihn	1	5.3650.37
150	45/40	250	Allihn	1	5.3650.43
200	45/40	250	Allihn	1	5.3650.46
250	45/40	500	Allihn	1	5.3650.49



Soxhlet Extractor Head
without Stopcock



Soxhlet Extractor Head
with NS Stopcock

Soxhlet Extractor Heads

DURAN®. DIN 12602. Available without or with NS glass stopcock.

Extractor ml	Condenser NS	Description	Desc.	SP pcs.	Cat. No.
30	29/32	w/o stopcock	DIN	1	5.3951.25
70	34/35	w/o stopcock	(1)	1	5.3951.31
100	45/40	w/o stopcock	DIN	1	5.3951.37
150	45/40	w/o stopcock	(1)	1	5.3951.43
200	45/40	w/o stopcock	(1)	1	5.3951.46
250	45/40	w/o stopcock	DIN	1	5.3951.49
300	60/46	w/o stopcock	(1)	1	5.3951.52
500	60/46	w/o stopcock	DIN	1	5.3951.58
1000	71/51	w/o stopcock	DIN	1	5.3951.70
70	34/35	NS stopcock	(1)	1	5.4001.31
100	45/40	NS stopcock	DIN	1	5.4001.37
150	45/40	NS stopcock	(1)	1	5.4001.43
250	45/40	NS stopcock	DIN	1	5.4001.49
500	60/46	NS stopcock	DIN	1	5.4001.58

(1) In addition to DIN range.

Soxhlet Extractors with Flange

DURAN®. Extractor with flange LF 100, head LF 100, with socket NS 45/40. Complete with 2 l round bottom flask and Dimroth condenser. For Dimroth condenser, individually, see page 59.

Extractor ml	Condenser NS	Flask ml	SP pcs.	Cat. No.
2000	45/40	2000	1	5.3670.73

Soxhlet Extractor Heads with Flange

DURAN®. Extractor head 2000 ml, with flange LF 100.

Extractor ml	SP pcs.	Cat. No.
2000	1	5.3672.01



Soxhlet Extractor with Flange



Thielepape Extractor

Thielepape Extractors

DURAN®. For the extraction of solids. The vapours pass directly into the condenser. The condensate flows continuously through the extraction sample back into the flask.

The complete apparatus consists of

- round bottom flask
- extractor with glass frit, porosity 0
- Dimroth condenser with thread GL 14

For Dimroth condenser, individually, see page 59.

Extractor ml	Condenser NS	Flask ml	SP pcs.	Cat. No.
30	29/32	100	1	5.3700.25
150	45/40	250	1	5.3700.43
250	45/40	500	1	5.3700.49



Extractor Head



Frit Sleeve

Thielepape Extractor Heads

DURAN®. With NS stopcock, two-way.

Extractor ml	Condenser NS	SP pcs.	Cat. No.
30	29/32	1	5.4051.25
150	45/40	1	5.4051.43
250	45/40	1	5.4051.49

Tubes with Sintered Glass for Thielepape Extractors

Glass tube with sintered filter disc, porosity 0.

Extractor ml	SP pcs.	Cat. No.
30	1	5.4052.25
150	1	5.4052.43
250	1	5.4052.49



Jacketed Extractor to Knöfler-Böhm

Jacketed Extractors, Knöfler-Böhm
DURAN®. The condensate passes the extraction sample and flows back into the flask continuously without interrupting the extraction process, i.e. the solvent is recirculated continuously.
 The complete apparatus consists of

- round bottom flask
- Dimroth condenser with thread GL 14
- extractor

For Dimroth condenser individually see page 59.

Extractor ml	Condenser NS	Flask ml	SP pcs.	Cat. No.
30	29/32	100	1	5.3750.25
150	45/40	250	1	5.3750.43
250	45/40	500	1	5.3750.49
500	60/46	1000	1	5.3750.58



Head for Jacketed Extractor

Heads for Jacketed Extractors, Knöfler-Böhm

Extractor ml	Condenser NS	SP pcs.	Cat. No.
30	29/32	1	5.4101.25
100	45/40	1	5.4101.37
250	45/40	1	5.4101.49
500	60/46	1	5.4101.58



Twisselmann Extractor

Twisselmann Extractors
DURAN®. With improved Twisselmann condenser with vacuum jacket and round bottom flask, water connection GL 14.

Extractor ml	Condenser NS	Flask ml	SP pcs.	Cat. No.
30	29/32	100	1	5.3800.25
70	34/35	100	1	5.3800.31
100	45/40	250	1	5.3800.37
150	45/40	250	1	5.3800.43



Extractor Head with Vacuum Jacket



Condenser with Receiver

Twisselmann Extractor Heads with Vacuum Jacket

Extractor ml	Condenser NS	SP pcs.	Cat. No.
30	29/32	1	5.4151.25
70	34/35	1	5.4151.31
100	45/40	1	5.4151.37
150	45/40	1	5.4151.43

Condensers with Receiver to Twisselmann
With water connection GL 14.

Cone NS	for Extractor Cap. ml	SP pcs.	Cat. No.
29/32	30	1	5.4201.04
34/35	70	1	5.4201.05
45/40	100-250	1	5.4201.06



Extractors for Solids
DURAN®. For the extraction of solids (warm). With water connection GL 14.

Extractor ml	Condenser NS	Flask ml	SP pcs.	Cat. No.
70	45/40	250	1	5.4310.31
100	45/40	250	1	5.4310.37
250	45/40	500	1	5.4310.49



Extractor Heads for Solids
For the extraction of solids (warm), with glass insert for the extraction sleeve.

Extractor ml	Condenser NS	SP pcs.	Cat. No.
70	45/40	1	5.4311.31
100	45/40	1	5.4311.37
250	45/40	1	5.4311.49

Glass Inserts with Bores for Solids

Extractor ml	SP pcs.	Cat. No.
70	1	5.4312.01
100	1	5.4312.02
250	1	5.4312.03



Extractor for Specific Light Solvents

Extractors for Specific Light Solvents

DURAN®. Extraction apparatus consisting of:

Extractor head with insert filter (frit, porosity 0) and PTFE valve stopcock

- Dimroth condenser with thread GL 14

- round bottom flask.

For Dimroth condenser individually see page 59.

Extractor ml	Condenser NS	Flask ml	SP pcs.	Cat. No.
100	45/40	250	1	5.4320.37
250	45/40	500	1	5.4320.49
500	60/46	1000	1	5.4320.58



Extractor Head for
Specific Light Solvents



Distribution Tube with Frit for
Specific Light Solvents

Extractor Heads for Specific Light Solvents

For the extraction of liquids light solvents, with insert filter (frit, porosity 0).

Extractor ml	Condenser NS	SP pcs.	Cat. No.
100	45/40	1	5.4321.37
250	45/40	1	5.4321.49
500	60/46	1	5.4321.58

Distribution Tubes with Frit (Porosity 0) for Specific Light Solvents

Extractor ml	SP pcs.	Cat. No.
100	1	5.4322.02
250	1	5.4322.03
500	1	5.4322.04



Extractor for Specific Heavier Solvents

**Extractors
for Specific Heavier Solvents**

Extraction apparatus consisting of:


- Extractor head with insert filter (frit, porosity 0) and PTFE valve stopcock
- Dimroth condenser
- round bottom flask

For Dimroth condenser individually see page 59

Extractor ml	Condenser NS	Flask ml	SP pcs.	Cat. No.
100	45/40	250	1	5.4330.37
250	45/40	500	1	5.4330.49
500	60/46	1000	1	5.4330.58



Extractor Head for Specific Heavier Solvents



Extractor Distribution Tube for Specific Heavier Solvents

**Extractor Heads
for Specific Heavier Solvents**


For the extraction of liquids with specific heavier solvents. With insert filter (frit, porosity 0).

Extractor ml	Condenser NS	SP pcs.	Cat. No.
100	45/40	1	5.4331.37
250	45/40	1	5.4331.49
500	60/46	1	5.4331.58


**Distribution Tubes with Frit (Porosity 0)
for Specific Heavier Solvents**

Extractor ml	SP pcs.	Cat. No.
100		5.4332.02
250		5.4332.03
500		5.4332.04

Chromatographic Columns



Chromatographic Column with Indentations and Beaded Rim



Chromatographic Column with Indentations and NS Socket

5

Chromatographic Columns with Indentations and PTFE Stopcock


Basic chromatographic columns with indentations above the stopcock for placing a cotton plug.
With PTFE stopcock and retaining device.

Available in two versions:

- with beaded rim
- with NS socket

Eff. Length mm	Column-Ø mm	Capacity ml	Description	SP pcs.	Cat. No.
200	10	15	beaded rim	1	5.4357.01
200	15	35	beaded rim	1	5.4357.02
400	20	125	beaded rim	1	5.4357.04
600	30	430	beaded rim	1	5.4357.06
800	40	1000	beaded rim	1	5.4357.08
200	10	15	socket NS 14/23	1	5.4407.01
200	15	35	socket NS 14/23	1	5.4407.02
400	20	125	socket NS 29/32	1	5.4407.04
600	30	430	socket NS 29/32	1	5.4407.06
800	40	1000	socket NS 29/32	1	5.4407.08


Chromatographic Columns



Chromatographic Column with Frit, PTFE Stopcock and Beaded Rim



Chromatographic Column with Frit, PTFE Stopcock and NS Socket



Chromatographic Column with Frit, Valve Stopcock and NS Socket

Chromatographic Columns with Frit, PTFE- or Valve Stopcock



Chromatographic columns with sintered frit, porosity 0.

Available in three versions:

- with beaded rim and PTFE stopcock
- with NS socket and PTFE stopcock
- with NS socket and valve stopcock (bore 0-2,5 mm)

Eff. Length mm	Column-Ø mm	Capacity ml	Description	Stopcock	SP pcs.	Cat. No.
200	10	15	beaded rim	PTFE	1	5.4457.01
200	15	35	beaded rim	PTFE	1	5.4457.02
400	20	125	beaded rim	PTFE	1	5.4457.04
600	30	430	beaded rim	PTFE	1	5.4457.06
800	40	1000	beaded rim	PTFE	1	5.4457.08
100	10	8	socket NS 14/23	PTFE	1	5.4507.00
200	10	15	socket NS 14/23	PTFE	1	5.4507.01
300	10	23	socket NS 14/23	PTFE	1	5.4507.02
200	15	35	socket NS 14/23	PTFE	1	5.4507.03
400	20	125	socket NS 29/32	PTFE	1	5.4507.04
600	30	430	socket NS 29/32	PTFE	1	5.4507.06
100	10	8	socket NS 14/23	valve	1	5.4508.00
200	10	15	socket NS 14/23	valve	1	5.4508.01
300	10	23	socket NS 14/23	valve	1	5.4508.02
200	15	35	socket NS 14/23	valve	1	5.4508.03
400	20	125	socket NS 29/32	valve	1	5.4508.04
600	30	430	socket NS 29/32	valve	1	5.4508.06

Chromatographic Columns



5

Chromatographic Columns with Frit, Cone and Socket

Chromatographic columns with sintered frit, porosity 0, suction tube thread GL 18.
Available in two versions:

- with PTFE stopcock
- with valve stopcock (bore 0-2,5 mm)

Eff. Length mm	Column-Ø mm	Capacity ml	Socket/Cone NS	Stopcock	SP pcs.	Cat. No.
200	15	35	14/23	PTFE	1	5.4509.01
400	20	120	14/23	PTFE	1	5.4509.02
400	30	280	29/32	PTFE	1	5.4509.04
600	30	430	29/32	PTFE	1	5.4509.06
200	15	35	14/23	valve	1	5.4509.11
400	20	120	14/23	valve	1	5.4509.12
400	30	280	29/32	valve	1	5.4509.14
600	30	430	29/32	valve	1	5.4509.16

Sprayer - Wash Bottles - Kipp Dispensers



Sprayer, Complete



Test Tube Sprayer



Wash Bottle



Wash Bottle Head

Sprayers

DURAN®. Consists of an Erlenmeyer flask, 100 ml, with NS 19/26, sprayer head, clamp and rubber bulb.

Description	SP pcs.	Cat. No.
Sprayer, complete	1	5.4700.00
Erlenmeyer flask, 100 ml, NS 19/26	1	3.0219.37
Sprayer head, NS 19/26	1	5.4700.04
Rubber bulb	1	5.4700.05
Clamp, NS 19/26	1	1.1037.18

Wash Bottles

DURAN®. Consists of a flat bottom flask, 500 resp. 1000 ml, to DIN 12348, with NS 29/32 and wash bottle head.

Description	Capacity ml	SP pcs.	Cat. No.
Wash bottle, complete	500	1	5.4750.58
Wash bottle, complete	1000	1	5.4750.70
Wash bottle head	500	1	5.4751.58
Wash bottle head	1000	1	5.4751.70

Test Tube Sprayers

DURAN®. Consists of a test tube NS 14/23 resp. 19/26, sprayer head, clamp and rubber bulb.

Description	Capacity ml	Joint NS	SP pcs.	Cat. No.
Sprayer, complete	6	14/23	1	5.4706.00
Sprayer, complete	12	19/26	1	5.4712.00
Sprayer head	6	14/23	1	5.4706.05
Sprayer head	12	19/26	1	5.4712.05
Test tube	6	14/23	1	5.4706.06
Test tube	12	19/26	1	5.4712.06
Rubber bulb			1	5.4700.05
Clamp		14/23	1	1.1037.14
Clamp		19/26	1	1.1037.19



Kipp Dispenser



Kipp Dispenser Head

Kipp Dispensers

Dispenser head with 1 l bottle with NS 29/32.

Capacity ml	SP pcs.	Cat. No.
1	1	5.4760.01
2	1	5.4760.04
3	1	5.4760.07
5	1	5.4760.10
10	1	5.4760.13
20	1	5.4760.19
25	1	5.4760.22
50	1	5.4760.28
100	1	5.4760.37

Kipp Dispenser Heads

DURAN®.

Capacity ml	SP pcs.	Cat. No.
1	1	5.4761.01
2	1	5.4761.04
3	1	5.4761.07
5	1	5.4761.10
10	1	5.4761.13
20	1	5.4761.19
25	1	5.4761.22
50	1	5.4761.28
100	1	5.4761.37

Gas Washbottles

Bottles and Heads to DIN 12596.
Supplied with oder without filter disc, porosity 1.
The heads correspond with the safety requirements of DIN.

Gas Washbottles to Drechsel
without Filter Disc

Conical joint NS 29/32.
Available with hose nozzle O-Ø 11 mm or thread GL 14.

Capacity ml	Description	SP pcs.	Cat. No.
100	nozzle	1	5.5005.37
250	nozzle	1	5.5005.49
500	nozzle	1	5.5005.58
1000	nozzle	1	5.5005.70
100	GL 14	1	5.5005.G1
250	GL 14	1	5.5005.G2
500	GL 14	1	5.5005.G3
1000	GL 14	1	5.5005.G4



Gas Washbottle to Drechsel
without Filter Disc



Gas Washbottle Head to
Drechsel without Filter Disc

Gas Washbottle Heads without Filter Disc

Cone NS 29/32. For all bottle sizes to DIN 12463.
Available with hose nozzle O-Ø 11 mm or thread GL 14.

Description	SP pcs.	Cat. No.
Nozzle	1	5.5006.00
GL 14	1	5.5006.G0

Gas Washbottles to Drechsel
with Filter Disc

Conical joint NS 29/32.
Available with hose nozzle O-Ø 11 mm or thread GL 14.

Capacity ml	Porosity	Description	SP pcs.	Cat. No.
100	0	nozzle	1	5.5100.37
250	0	nozzle	1	5.5100.49
500	0	nozzle	1	5.5100.58
1000	0	nozzle	1	5.5100.70
100	1	nozzle	1	5.5101.37
250	1	nozzle	1	5.5101.49
500	1	nozzle	1	5.5101.58
1000	1	nozzle	1	5.5101.70
100	2	nozzle	1	5.5102.37
250	2	nozzle	1	5.5102.49
500	2	nozzle	1	5.5102.58
1000	2	nozzle	1	5.5102.70
100	0	GL 14	1	5.5100.G1
250	0	GL 14	1	5.5100.G2
500	0	GL 14	1	5.5100.G3
1000	0	GL 14	1	5.5100.G4
100	1	GL 14	1	5.5101.G1
250	1	GL 14	1	5.5101.G2
500	1	GL 14	1	5.5101.G3
1000	1	GL 14	1	5.5101.G4
100	2	GL 14	1	5.5102.G1
250	2	GL 14	1	5.5102.G2
500	2	GL 14	1	5.5102.G3
1000	2	GL 14	1	5.5102.G4



Gas Washbottle
to Drechsel
with Filter Disc and Hose Nozzle



Gas Washbottle Head
to Drechsel
with Filter Disc and Hose Nozzle

Gas Washbottle Heads with Filter Disc

Cone NS 29/32. Fits all bottle sizes to DIN 12463.
Available with hose nozzle O-Ø 11 mm or thread GL 14.

Description	Porosity	SP pcs.	Cat. No.
Nozzle	0	1	5.5104.00
Nozzle	1	1	5.5104.01
Nozzle	2	1	5.5104.02
GL 14	0	1	5.5104.G0
GL 14	1	1	5.5104.G1
GL 14	2	1	5.5104.G2

Gas Washbottles



Gas Washbottle without Head

Gas Washbottles without Head					
DURAN®. NS 29/32, to DIN 12463.					
Capacity ml	Ø mm	Height mm	Description	SP pcs.	Cat. No.
100	40	200	with base	1	5.5150.37
250	55	200	with base	1	5.5150.49
500	75	200	without base	1	5.5150.58
1000	107	200	without base	1	5.5150.70

Gas Washbottles to Drechsel with Screw Connections					
DURAN®. With screw connections.					
Available with or without filter disc porosity 1, insert height adjustable.					
Capacity ml	thread GL	Description	SP pcs.	Cat. No.	
500	45	without filter disc	1	5.5300.58	
500	45	with filter disc	1	5.5301.58	



Gas Washbottle to Drechsel
without Filter Disc



Gas Washbottle to Drechsel
with Filter Disc

Spare Parts for Gas Washbottles with Screw Connections			
Description	SP pcs.	Cat. No.	
Gas washbottle to Drechsel without filter disc	1	5.5303.00	
Gas washbottle to Drechsel with filter disc porosity 1	1	5.5303.01	
Laboratory bottle 500 ml with thread GL 45	1	7.1000.58	
Plastic nozzle, straight	1	1.3500.00	
Screw-cap GL 14	1	1.3210.14	
Screw-cap GL 45	1	1.3210.45	
Silicone ring, 26 x 42 x 5 mm	1	5.5303.05	



Gas Washbottle Head to
Drechsel without Filter Disc




Gas Washbottle Head to
Drechsel with Filter Disc

Analytical Apparatus



Weighing Bottles with NS Stopper



Weighing Bottles with NS Cap

Weighing Bottles with NS Stopper

With interchangeable NS stopper. With white inscription label. Burned-in imprint of capacity and size. Available in high or tall shape.

Ø x H mm	Joint NS	Shape	SP pcs.	Cat. No.
20 x 40	19/12	high	6	5.5600.02
25 x 40	24/12	high	6	5.5600.05
30 x 50	29/12	high	6	5.5600.08
35 x 50	34/12	high	6	5.5600.12
40 x 50	40/12	high	6	5.5600.15
40 x 65	40/12	high	6	5.5600.19
35 x 70	34/12	high	6	5.5600.22
40 x 80	40/12	high	6	5.5600.25
50 x 80	50/12	high	6	5.5600.28
25 x 25	24/12	tall	6	5.5605.02
40 x 25	40/12	tall	6	5.5605.04
35 x 30	34/12	tall	6	5.5605.09
50 x 30	50/12	tall	6	5.5605.13
60 x 30	60/12	tall	6	5.5605.16
80 x 30	80/12	tall	6	5.5605.21

Weighing Bottles with NS Cap

DURAN®. With interchangeable NS cap. With white inscription label. Available in tall, medium or high shape.

Ø x H mm	Joint NS	Shape	SP pcs.	Cat. No.
30 x 30	34/12	tall	6	5.5653.34
38 x 35	40/12	tall	6	5.5653.40
48 x 35	50/12	tall	6	5.5653.50
75 x 35	80/12	tall	1	5.5653.80
30 x 50	34/12	medium	6	5.5655.34
38 x 50	40/12	medium	6	5.5655.40
48 x 50	50/12	medium	6	5.5655.50
75 x 50	80/12	medium	1	5.5655.80
30 x 70	34/12	high	6	5.5657.34
38 x 70	40/12	high	6	5.5657.40
48 x 70	50/12	high	6	5.5657.50
75 x 95	80/12	high	1	5.5657.80

5

Weighing Scoops, Glass

Borosilicate glass. Due to the tube design of the stem the scoop works as a weighing funnel and allows complete emptying without losses. Available with round or pointed shape.

Eff. Length mm	Capacity mm	Shape	SP pcs.	Cat. No.
82	3	round	1	5.5680.03
95	6	round	1	5.5680.06
116	10	round	1	5.5680.10
65	3	pointed	1	5.5690.03
70	6	pointed	1	5.5690.06
80	10	pointed	1	5.5690.10



Weighing Scoop, Glass, round



Weighing Scoop, Glass, pointed

Analytical Apparatus



Bubble Counter



Melting Point Apparatus to Thiele

Bubble Counters

DURAN®. For controlling the gas flow in distilling apparatus.

Height mm	SP pcs.	Cat. No.
100	1	5.5960.00

Melting Point Determination Apparatus to Thiele

Description	SP pcs.	Cat. No.
without side tubes	1	5.4850.00
with side tubes	1	5.4850.01

Water Estimators to Dean Stark

DURAN®. DIN 12420. Xylol method. With round bottom flask, 500 ml, NS 29/32 and Liebig condenser, jacket length 400 mm, cone and socket NS 29/32. Measuring tube with or without stopcock, capacity 10:0,1 ml.

Volumen ml	Zero Point	Description	SP pcs.	Cat. No.
10: 0,1	at the stopcock	with stopcock	1	5.6000.00
10: 0,1	above the stopcock	with stopcock	1	5.6000.02
10: 0,1	at the top	w/o stopcock	1	5.6000.04

Spare Parts for Water Estimators to Dean Stark

Description	SP pcs.	Cat. No.
Measuring tube with stopcock, 10: 0,1 ml, zero point at the stopcock	1	5.6003.01
Measuring tube with stopcock, 10: 0,1 ml, zero point above the stopcock	1	5.6003.03
Measuring tube without stopcock, 10: 0,1 ml, zero point at the top	1	5.6003.05
Round bottom flask, 500 ml, NS 29/32	1	3.0029.58
Liebig condenser, jacket length 400 mm, cone and socket NS 29/32	1	5.2104.G4



Water Estimator to Dean Stark

5



Pycnometer to Gay-Lussac, unadjusted



Pycnometer to Gay-Lussac, adjusted



Pycnometer to Gay-Lussac, adjusted, with Thermometer and Side Capillary

Pycnometers to Gay-Lussac, unadjusted

DURAN®. DIN 12797 and ISO 3507. Stopper NS 10/19 with capillary. The top end of the stopper is grounded and polished. The nominal capacity is printed at the bottom.

Nom. Cap. cm ³	Description	SP pcs.	Cat. No.
5	(1)	1	5.6300.10
10	DIN	1	5.6300.13
25	DIN	1	5.6300.22
50	DIN	1	5.6300.28
100	(1)	1	5.6300.37

(1) in addition to DIN-range.

Pycnometers to Gay-Lussac, adjusted

DURAN®. DIN 12 797 and ISO 3507. Stopper NS 10/19 with capillary. The top end of the stopper is grounded and polished. The actual capacity is engraved with an accuracy of 0,001 cm³. Adjusted to In, i.e. the loaded amount of liquid corresponds with the engraved capacity.

Nom. Cap. cm ³	Description	SP pcs.	Cat. No.
5	(1)	1	5.6302.10
10	DIN	1	5.6302.13
25	DIN	1	5.6302.22
50	DIN	1	5.6302.28
100	(1)	1	5.6302.37

(1) in addition to DIN-range.

Pycnometers to Gay-Lussac, adjusted, with Thermometer and Side Tube

DURAN®. DIN 12809 and ISO 3507. Side capillary with conical joint cap NS 7/16. Thermometer with frosted glass scale, with NS 10/19, measuring range 10 to 35 °C, subdivisions 0,2 °C, filled with mercury. The actual capacity is engraved with an accuracy of 0,001 cm³.

Nom. Cap. cm ³	Description	SP pcs.	Cat. No.
10	DIN	1	5.6400.13
25	DIN	1	5.6400.22
50	DIN	1	5.6400.28
100	(1)	1	5.6400.37

(1) in addition to DIN-range.

Pycnometer Heads with Wide-Neck Bottle with Conical Shoulder

For density determinations (raw density) of bitumen-like materials and mineral materials. Consists of wide-neck bottle, conical shoulder, 500 resp. 1000 ml with NS joint and pycnometer head.


Description	Capacity ml	Joint NS	SP pcs.	Cat. No.
Pycnometer head with conical shoulder bottle	500	45/27	1	5.6600.06
Pycnometer head with conical shoulder bottle	1000	60/37	1	5.6600.07
Pycnometer head without conical shoulder bottle		45/27	1	5.6602.06
Pycnometer head without conical shoulder bottle		60/37	1	5.6602.07




Pycnometer Head with Wide-Neck Bottle with Conical Shoulder



Sedimentation Cone to Imhoff
without Stopcock



Sedimentation Cone to Imhoff
with Stopcock



Sedimentation Cone to Imhoff

Sedimentation Cones to Imhoff

Borosilicate glass 3.3. DIN 12672. Graduation up to 100 ml, ring mark at 1000 ml, available with or without stopcock.

Graduation (ml)	Subdivision (ml)	Description	SP	Cat. No.
0- 2	0,1			
2- 10	0,5			
10- 40	1,0			
40-100	2,0			
ring mark	1000			
		without stopcock	1	5.6700.01
		with stopcock	1	5.6700.05

Sedimentation Cones to Imhoff

Borosilicate glass 3.3. DIN 12672. Graduation up to 1000 ml, without stopcock.

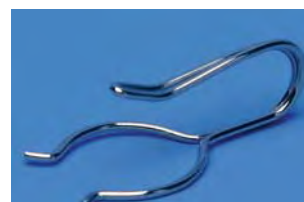
Graduation (ml)	Subdivision (ml)	Description	SP	Cat. No.
0- 2	0,1			
2- 10	0,5			
10- 40	1,0			
40- 100	2,0			
100-1000	50			
		without stopcock	1	5.6700.03



Oxygen Determination Bottle to Winkler

Oxygen Determination Bottles to Winkler
 For the determination of the solved oxygen in water. The capacity is engraved at the bottle with an accuracy of $\pm 0,01$ ml . With white inscription label. Solid, oblique grounded NS stopper, which can be fixed with a clamp. Each bottle is individually adjusted with its stopper, which is not interchangeable. An identical serial number at the bottle and the stopper prevents accidentally mistakes.

Description	Capacity ml	Joint NS	SP pcs.	Cat. No.
Oxygen det. bottle to Winkler	100-150	14/23	1	5.6050.37
Oxygen det. bottle to Winkler	250-300	19/26	1	5.6050.49
Clamp		14/23	1	5.6055.00
Clamp		19/26	1	5.6055.01



Clamp for Oxygen Determination Bottles




Gauge to Bennert

Gauges to Bennert

For measuring the absolute pressure. With adjustable mirror scale on a hard-wood stand. With mercury transportation filling. Measuring range 2-180 mbar.

Description	SP pcs.	Cat. No.
Gauge to Bennert, complete	1	5.8020.00
Glass part for gauge to Bennert, with mercury transportation filling	1	5.8021.00



Gas Collecting Tube with Distributor Tube

Gas Collecting Tubes

DURAN®. DIN 12473-1. With 2 stopcocks, one-way, 3NS/14, with retaining device. With capillary tube at one end (I-Ø 2,7 mm, O-Ø 8 mm) and nozzle (O-Ø 8 mm) at the other end. With inscription label. Available without or with distributor tube with thread GL 14.

Capacity ml	Description	SP pcs.	Cat. No.
150	without nozzle	1	5.6800.43
350	without nozzle	1	5.6800.52
500	without nozzle	1	5.6800.58
1000	without nozzle	1	5.6800.70
150	with nozzle	1	5.6801.43
350	with nozzle	1	5.6801.52
500	with nozzle	1	5.6801.58
1000	with nozzle	1	5.6801.70

Water Jet Pumps



Water Jet Pump to Friedrichs-Antlinger



Water Jet Pump

Water Jet Pumps to Friedrichs-Antlinger
 DURAN®. Friedrichs-Antlinger, with spiral ejector.
 High suction capacity.
 Specifications at 4 bar water pressure:
 - water consumption 10 l/min
 - flow rate 400 ml/sec
 - no return safety up to 1 kg/cm²
 - ultimate pressure 16 mbar

Description	SP pcs.	Cat. No.
Water jet pump to Friedrichs-Antlinger	1	5.5800.03

Water Jet Pumps
 DURAN®. Robust design. GL 18 male thread for water connector with hose nozzle Ø 11 mm.
 Specifications at 4,5 bar waterpressure and 12°C water temperature:
 - water consumption aprox. 340l/h
 - ultimate pressure 16 mbar
 - flow rate against atmospheric pressure: 950 l air/h

Description	SP pcs.	Cat. No.
Water jet pump	1	5.5860.00




Water Jet Pump to Wetzel, without No-return Valve



Water Jet Pump to Wetzel, with No-return Valve

Water Jet Pumps to Wetzel
 DURAN®. Wetzel. Without or with no-return valve.
 Specifications:
 - water pressure min. 1,2 bar
 - water consumption 300 l/h

Description	SP pcs.	Cat. No.
without no-return valve	1	5.5850.00
with no-return valve	1	5.5852.00



Water Connector

Water Connectors
 With male thread GL 18 with sleeve nut R 3/4", PP and O-ring sealings 15 x 3 mm and 10 x 3 mm, nitrile rubber (NBR).

Description	SP pcs.	Cat. No.
Water Connector	1	5.5861.00



No-return Valve

No-return Valves
 DURAN®. Standard design, no removable parts.

Description	SP pcs.	Cat. No.
No-return valve	1	5.5900.00

Centrifuge Tubes

Centrifuge Tubes, ASTM, Cylindrical

DURAN®. DIN 51793. ASTM D91 and ASTM D96. Capacity 100 ml (8"). Can be used up to RCA 700 (relative centrifuge acceleration). With conical bottom.

Graduation ml	Subdivision ml
0 - 0,5	0,1
0,5 - 2	0,1
2 - 3	0,2
3 - 5	0,5
5 - 10	1,0
10 - 25	5,0
25 - 100	25,0

Description	SP	Cat. No.
	pcs.	
Centrifuge tube, cylindrical	1	5.6750.00



Centrifuge Tube, ASTM, Cylindrical

Centrifuge Tubes, ASTM, Cylindrical

DURAN®. ASTM D96. Capacity 100 ml (6"). Can be used up to RCA 700 (relative centrifuge acceleration). With conical bottom.

Graduation ml	Subdivision ml
0 - 0,5	0,1
0,5 - 2	0,1
2 - 3	0,2
3 - 5	0,5
5 - 10	1,0
10 - 25	5,0
25 - 100	25,0

With marks at 50 and 100 ml

Description	SP	Cat. No.
	pcs.	
Centrifuge tube, cylindrical	1	5.6750.03



Centrifuge Tube, ASTM, Cylindrical

Centrifuge Tubes, ASTM, Pear-shaped

DURAN®. ASTM D96. Capacity 100 ml. Can be used up to RCA 700 (relative centrifuge acceleration). With cylindrical bottom.

Graduation ml	Subdivision ml
0 - 1,5	0,1
1,5 - 3	0,5
3 - 5	0,5
5 - 10	1,0
10 - 25	5,0
25 - 100	25,0


With marks at 50 and 100 ml

Description	SP	Cat. No.
	pcs.	
Centrifuge tube, pear-shaped	1	5.6750.05




Centrifuge Tube, ASTM, Pear-shaped

Test Tubes



Test Tube, Round Bottom



Test Tube with Ground Joint

Test Tubes, Round Bottom with NS

DURAN®. With NS-Socket. Available without stopper, with PE -stopper or hexagonal hollow glass stopper.

Socket NS	Ø x Height mm	Description	SP pcs.	Cat. No.
14/23	16 x 100	without stopper	1	5.7000.07
14/23	16 x 125	without stopper	1	5.7000.10
14/23	16 x 160	without stopper	1	5.7000.14
14/23	18 x 150	without stopper	1	5.7000.26
14/23	18 x 180	without stopper	1	5.7000.30
19/26	22 x 150	without stopper	1	5.7000.34
24/29	28 x 150	without stopper	1	5.7000.38
24/29	28 x 200	without stopper	1	5.7000.42
14/23	16 x 100	PE stopper	1	5.7001.07
14/23	16 x 125	PE stopper	1	5.7001.10
14/23	16 x 160	PE stopper	1	5.7001.14
14/23	18 x 150	PE stopper	1	5.7001.26
14/23	18 x 180	PE stopper	1	5.7001.30
19/26	22 x 150	PE stopper	1	5.7001.34
24/29	28 x 150	PE stopper	1	5.7001.38
24/29	28 x 200	PE stopper	1	5.7001.42
14/23	16 x 100	hexag. hollow stopper	1	5.7002.07
14/23	16 x 125	hexag. hollow stopper	1	5.7002.10
14/23	16 x 160	hexag. hollow stopper	1	5.7002.14
14/23	18 x 150	hexag. hollow stopper	1	5.7002.26
14/23	18 x 180	hexag. hollow stopper	1	5.7002.30
19/26	22 x 150	hexag. hollow stopper	1	5.7002.34
24/29	28 x 150	hexag. hollow stopper	1	5.7002.38
24/29	28 x 200	hexag. hollow stopper	1	5.7002.42

Test Tubes with Ground Joint

DURAN®. Graduation and inscription in high contrast enamel. With NS socket and PE stopper.

Socket NS	Ø x Height mm	Capacity ml	Subdiv. ml	SP pcs.	Cat. No.
12/21	15 x 165	10	0,1	1	5.7060.01
14/23	17 x 200	20	0,2	1	5.7060.02
14/23	17 x 220	25	0,2	1	5.7060.03
14/23	19 x 220	30	0,5	1	5.7060.04



Test Tube, Conical Bottom

Test Tubes, Conical Bottom with Ground Joint

DURAN®. With NS socket. Available without stopper, with PE stopper or hexagonal hollow glass stopper.

Socket NS	Ø x Height mm	Description	SP pcs.	Cat. No.
14/23	17 x 115	without stopper	1	5.7050.15
14/23	17 x 120	without stopper	1	5.7050.16
14/23	17 x 115	PE stopper	1	5.7051.15
14/23	17 x 120	PE stopper	1	5.7051.16
14/23	17 x 115	hexag. hollow stopper	1	5.7052.15
14/23	17 x 120	hexag. hollow stopper	1	5.7052.16

Water Stills MonoDest

Lenz water stills guarantee optimum specifications:

- simple operation
- easy to clean without dismantling the apparatus
- compact design
- stainless steel heaters
- separate circuits for feed and cooling water
- low water consumption
- thermostatically controlled heating cutoff switch provides a high level of safety if the water supply is interrupted

How conductivity values are obtained:

The freshly produced distillate was measured directly at the outlet, in a closed system, during continuous flow, at a temperature of $96 \pm 1^\circ\text{C}$, without access of atmospheric air, temperature-compensated to 25°C . The conductivity of the feeding water was approx. $800 \mu\text{S}/\text{cm}$.

Scope of delivery MonoDest

- Basic unit with mains cable
- PVC tubing, 7 m, I-Ø 10 mm
- Tubing pinchcock for the PVC tubing



Water Still MonoDest 3000 E



Water Still MonoDest 3000 N

Water Still MonoDest 3000 E

Ideal for applications requiring small quantities of pure water
The particularly high water quality level with a conductivity of $0,7 \mu\text{S}/\text{cm}$ is obtained by the special design of the condenser.
The freshly obtained distillate is virtually free of dissolved gases, metals, salts and pyrogens.

Description	SP pcs.	Cat. No.
MonoDest 3000 E	1	5.9000.40

Water Still MonoDest 3000 N

The low-cost alternative to the MonoDest 3000 E.
Recommended for applications where conductivity of $1,5 \mu\text{S}/\text{cm}$ is sufficient.

Description	SP pcs.	Cat. No.
MonoDest 3000 N	1	5.9000.30

Water Stills MonoDest

Specifications	MonoDest 3000 E	MonoDest 3000 N
Power consumption	3000 W	3000 W
Rated current	14 A	14 A
Voltage	220-240 V/50-60 Hz	220-240 V/50-60 Hz
Tab water connection:		
- Minimum pressure	2 bar	2 bar
Distillate output		
- with tap water	4,2 l/h	4,2 l/h
- with deionized water	4,0 l/h	-
Conductivity of distillate referred to 25°C	0,7 µS/cm	1,5 µS/cm
Distillate temperature	96 °C	96 °C
Cooling water consumption		
- with tap water	45 l/h	45 l/h
- with deionized water	55 l/h	-
Cooling water temperature:		
- Inlet	16 °C	16 °C
- Outlet		
- with tap water	64 °C	64 °C
- with deionized water	48 °C	-
Heater	stainless steel 1.4529	stainless steel 1.4529
Glass parts	DURAN®	DURAN®
Height required (without distillate bottle)	750 mm	600 mm
Weight	6 kg	6 kg

Accessories and Spare Parts for Water Stills MonoDest 3000

Description	SP pcs.	Cat. No.
Glass part only, DURAN®, MonoDest 3000 E	1	5.9010.40
Glass part only, DURAN®, MonoDest 3000 N	1	5.9010.30
O-ring, silicone, 100 x 5 mm for glass part	1	5.9015.00
Flange clamp (metal), aperture angle 60°, NW 90/10, for glass part	1	5.9015.02
Screw-cap GL 14	1	1.3200.14
Base complete with heater and mains cable	1	5.9020.00
Receiver bottle for distillate, 5 l, complete with stopcock (PTFE plug), joint clip and PTFE ground joint sleeve	1	5.9006.00
Receiver bottle only, borosilicate glass, 5 l, neck NS 45/40, socket NS 29/32	1	5.9006.01
Stopcock DURAN®, cone NS 29/32, PTFE plug, nominal size 4 NS, bore 4 mm	1	5.9006.03
PTFE ground joint sleeves NS 29/32	10	1.1015.29
Joint clip NS 29/32	1	1.1032.29
Bottle top for receiver bottle, complete	1	5.9007.00
Glass part only, DURAN®, NS 45/40 for bottle top	1	5.9007.01
PTFE ground joint sleeves NS 45/40	10	1.1015.45
Joint clip NS 45/40	1	1.1032.45
Silicone tubing, 100 mm, I-Ø 10 mm	1	5.9007.03
Silicone tubing, length according to order, I-Ø 10 mm	1	5.9008.03
PVC tubing, length according to order, I-Ø 10 mm	1	5.9008.01
Hosecock tubing clamp for tubing with O-Ø to 18 mm	1	5.9008.05
Funnel, polypropylene, Ø 120 mm	1	5.9008.06

Beakers / Flasks with Beaded Rim




Beaker, Low Form



Beaker, High Form



Erlenmeyer Flask, Narrow Neck



Erlenmeyer Flask, Wide Neck

Beakers, Low Form

DURAN®. DIN 12331/ ISO 3819. With graduation and spout.

Capacity ml	Ø x H mm	Description	SP pcs.	Cat. No.
5	22 x 30	(1)	10	7.0010.10
10	26 x 35	(1)	10	7.0010.13
25	34 x 50	DIN/ISO	10	7.0010.22
50	42 x 60	DIN/ISO	10	7.0010.28
100	50 x 70	DIN/ISO	10	7.0010.37
150	60 x 80	DIN/ISO	10	7.0010.43
250	70 x 95	DIN/ISO	10	7.0010.49
400	80 x 110	DIN/ISO	10	7.0010.55
600	90 x 125	DIN/ISO	10	7.0010.61
800	100 x 135	DIN/ISO	10	7.0010.67
1000	105 x 145	DIN/ISO	10	7.0010.70
2000	132 x 185	DIN/ISO	10	7.0010.73
3000	152 x 210	DIN/ISO	4	7.0010.76
5000	170 x 270	DIN/ISO	1	7.0010.82
10000	217 x 350	(1), (2)	1	7.0010.88

(1) without graduation

(2) not to DIN and ISO

Erlenmeyer Flasks, Narrow Neck

DURAN®. DIN 12380/ ISO 1773. With graduation.

Capacity ml	Flask-Ø mm	Neck-Ø mm	Height mm	SP pcs.	Cat. No.
25	42	22	75	10	7.0200.22
50	51	22	90	10	7.0200.28
100	64	22	105	10	7.0200.37
200	79	34	131	10	7.0200.46
250	85	34	145	10	7.0200.49
300	87	34	156	10	7.0200.52
500	105	34	180	10	7.0200.58
1000	131	42	220	10	7.0200.70
2000	166	50	280	10	7.0200.73
3000	187	51	310	2	7.0200.76
5000	220	51	365	1	7.0200.82

Beakers, High Form

DURAN®. DIN 12331/ ISO 3819. With graduation and spout.

Capacity ml	Ø x H mm	SP pcs.	Cat. No.
50	38 x 70	10	7.0040.28
100	48 x 80	10	7.0040.37
150	54 x 95	10	7.0040.43
250	60 x 120	10	7.0040.49
400	70 x 130	10	7.0040.55
600	80 x 150	10	7.0040.61
800	90 x 175	10	7.0040.67
1000	95 x 185	10	7.0040.70
2000	120 x 240	10	7.0040.73
3000	135 x 280	2	7.0040.76

Erlenmeyer Flasks, Wide Neck

DURAN®. DIN 12380/ ISO 1773. With graduation.

Capacity ml	Flask-Ø mm	Neck-Ø mm	Height mm	SP pcs.	Cat. No.
25	43	31	70	10	7.0250.22
50	51	34	85	10	7.0250.28
100	64	34	105	10	7.0250.37
200	79	50	131	10	7.0250.46
250	85	50	140	10	7.0250.49
300	87	50	156	10	7.0250.52
500	105	50	175	10	7.0250.58
1000	131	50	220	10	7.0250.70
2000	153	72	276	10	7.0250.73

Flasks with Beaded Rim




Round Bottom Flask,
Narrow Neck



Round Bottom Flask,
Wide Neck



Flat Bottom Flask,
Narrow Neck



Flat Bottom Flask,
Wide Neck

Round Bottom Flasks, Narrow Neck					
DURAN®. DIN 12347/ ISO 1773. With beaded rim.					
Capacity ml	Flask-Ø mm	Neck-Ø mm	Description	SP pcs.	Cat. No.
50	51	26	DIN/ISO	10	7.0300.28
100	64	26	DIN/ISO	10	7.0300.37
250	85	34	DIN/ISO	10	7.0300.49
500	105	34	(1)	10	7.0300.58
1000	131	42	DIN/ISO	10	7.0300.70
2000	166	42	(1)	10	7.0300.73
3000	185	50	(1)	1	7.0300.76
4000	207	50	(1)	1	7.0300.79
5000	223	50	(1)	1	7.0300.82
6000	236	51	(1)	1	7.0300.85
10000	279	65	(1)	1	7.0300.88
20000	345	76	(2)	1	7.0300.94

(1) not to ISO
(2) in addition to DIN and ISO range

Flat Bottom Flasks, Narrow Neck					
DURAN®. DIN 12347/ ISO 1773. With beaded rim.					
Capacity ml	Flask-Ø mm	Neck-Ø mm	Description	SP pcs.	Cat. No.
50	51	34	DIN/ISO	10	7.0450.28
100	64	22	(1)	10	7.0450.37
250	85	35	DIN/ISO	10	7.0450.49
500	105	34	(1)	10	7.0450.58
1000	131	42	DIN/ISO	10	7.0450.70
2000	166	42	(1)	10	7.0450.73
3000	185	50	(1)	1	7.0450.76
4000	207	50	(1)	1	7.0450.79
5000	223	50	(1)	1	7.0450.82
6000	237	65	(1), (2)	1	7.0450.85
10000	280	65	(1), (2)	1	7.0450.88

(1) in addition to DIN range
(2) with strengthened rim

Round Bottom Flasks, Wide Neck					
DURAN®. DIN 12347. With beaded rim.					
Capacity ml	Flask-Ø mm	Neck-Ø mm	Description	SP pcs.	Cat. No.
50	51	34		10	7.0350.28
100	64	35		10	7.0350.37
250	85	51		10	7.0350.49
500	105	50		10	7.0350.58
1000	131	50		10	7.0350.70
1000	131	65		10	7.0350.71
2000	166	76		10	7.0350.72
2000	166	50		10	7.0350.73
3000	185	65		10	7.0350.76
4000	206	76		10	7.0350.79
5000	223	65		1	7.0350.82
6000	236	89		1	7.0350.84
6000	236	65		1	7.0350.85
10000	279	89		1	7.0350.88
20000	345	89		1	7.0350.94

Flat Bottom Flasks, Wide Neck					
DURAN®. DIN 12347. With beaded rim.					
Capacity ml	Flask-Ø mm	Neck-Ø mm	Description	SP pcs.	Cat. No.
50	51	35	DIN/ISO	10	7.0500.28
100	64	34	DIN/ISO	10	7.0500.37
250	85	50	DIN/ISO	10	7.0500.49
500	103	50	DIN/ISO	10	7.0500.58
1000	131	50	DIN/ISO	10	7.0500.70
2000	166	50	(1), (2)	10	7.0500.73
2000	166	76	DIN/ISO	10	7.0500.74

(1) in addition to DIN range
(2) with strengthened rim

Laboratory Bottles

Laboratory Bottles

DURAN®. With DIN thread, ISO 4796. Studded base for stability and abrasion resistance. With graduation and inscription label. With screw cap and pouring ring, PP, blue.

Capacity ml	Ø x H mm	Thread GL	SP pcs.	Cat. No.
25	36 x 70	25	10	7.1050.22
50	46 x 87	32	10	7.1050.28
100	56 x 100	45	10	7.1050.37
250	70 x 138	45	10	7.1050.49
500	86 x 176	45	10	7.1050.58
1000	101 x 225	45	10	7.1050.70
2000	136 x 260	45	10	7.1050.73
5000	182 x 330	45	1	7.1050.82
10000	227 x 410	45	1	7.1050.88
15000	268 x 445	45	1	7.1050.91
20000	288 x 505	45	1	7.1050.94



Laboratory Bottle



Screw-cap



Screw-cap

Screw-caps

PP, blue, with lip sealing.
Resistant up to 140 °C.

Thread GL	SP pcs.	Cat. No.
25	1	7.1051.00
32	1	7.1052.00
45	1	7.1053.00

Screw-caps

PBT, red, with PTFE coated sealing.
Resistant up to 180 °C.

Thread GL	SP pcs.	Cat. No.
25	1	7.1055.02
32	1	7.1055.01
45	1	7.1055.00



Pouring Ring



Pouring Ring

Pouring Rings

PP, blue. Resistant up to 140 °C.

Thread GL	SP pcs.	Cat. No.
32	1	7.1054.01
45	1	7.1054.00

Pouring Rings

ETFE, red. Resistant up to 180 °C.

Thread GL	SP pcs.	Cat. No.
32	1	7.1056.01
45	1	7.1056.00

Glass Filtration Instruments



Filter Plates



Filter Crucible

Filter Plates

Centralised, rim not fused.

Filter Plate-Ø mm	Porosity	SP pcs.	Cat. No.
10	0	10	7.1800.10
10	1	10	7.1801.10
10	2	10	7.1802.10
10	3	10	7.1803.10
10	4	10	7.1804.10
20	0	10	7.1800.20
20	1	10	7.1801.20
20	2	10	7.1802.20
20	3	10	7.1803.20
20	4	10	7.1804.20
30	0	10	7.1800.30
30	1	10	7.1801.30
30	2	10	7.1802.30
30	3	10	7.1803.30
30	4	10	7.1804.30
40	0	10	7.1800.40
40	1	10	7.1801.40
40	2	10	7.1802.40
40	3	10	7.1803.40
40	4	10	7.1804.40
50	0	10	7.1800.50
50	1	10	7.1801.50
50	2	10	7.1802.50
50	3	10	7.1803.50
50	4	10	7.1804.50
60	0	10	7.1800.60
60	1	10	7.1801.60
60	2	10	7.1802.60
60	3	10	7.1803.60
60	4	10	7.1804.60

Filter Crucibles

Capacity ml	Porosity	Filter Plate-Ø mm	SP pcs.	Cat. No.
8	2	20	1	7.1852.20
8	3	20	1	7.1853.20
8	4	20	1	7.1854.20
15	1	23	1	7.1851.23
15	2	23	1	7.1852.23
15	3	23	1	7.1853.23
15	4	23	1	7.1854.23
30	1	30	1	7.1851.30
30	2	30	1	7.1852.30
30	3	30	1	7.1853.30
30	4	30	1	7.1854.30
50	1	40	1	7.1851.40
50	2	40	1	7.1852.40
50	3	40	1	7.1853.40
50	4	40	1	7.1854.40



Rubber Sleeves

Rubber Sleeves

Natural rubber. Fits filter crucibles.

O-Ø mm	SP pcs.	Cat. No.
26	1	7.1870.26
33	1	7.1870.33
41	1	7.1870.41
49	1	7.1870.49

Glass Filtration Instruments



Filter Adapter



Filter Funnel

Filter Adapters

Fits filter crucibles.

I-Ø top mm	Height mm	SP pcs.	Cat. No.
27	110	1	7.1890.27
34	110	1	7.1890.34
41	125	1	7.1890.41
50	132	1	7.1890.50

Filter Funnels

Capacity ml	Porosity	Filter Plate-Ø mm	Height mm	SP pcs.	Cat. No.
50	1	35	130	1	7.1951.28
50	2	35	130	1	7.1952.28
50	3	35	130	1	7.1953.28
50	4	35	130	1	7.1954.28
75	1	45	130	1	7.1951.34
75	2	45	130	1	7.1952.34
75	3	45	130	1	7.1953.34
75	4	45	130	1	7.1954.34
125	1	60	140	1	7.1951.40
125	2	60	140	1	7.1952.40
125	3	60	140	1	7.1953.40
125	4	60	140	1	7.1954.40
500	1	95	200	1	7.1951.58
500	2	95	200	1	7.1952.58
500	3	95	200	1	7.1953.58
500	4	95	200	1	7.1954.28
1000	1	120	320	1	7.1951.70
1000	2	120	320	1	7.1952.70
1000	3	120	320	1	7.1953.70
1000	4	120	320	1	7.1954.79
4000	1	175	400	1	7.1951.79
4000	2	175	400	1	7.1952.79
4000	3	175	400	1	7.1953.79
4000	4	175	400	1	7.1954.79



Micro Filter Funnel

Micro Filter Funnels

Capacity ml	Porosity	Tube O-Ø mm	Filter Plate-Ø mm	SP pcs.	Cat. No.
2	0	6	10	1	7.1900.10
2	1	6	10	1	7.1901.10
2	2	6	10	1	7.1902.10
2	3	6	10	1	7.1903.10
2	4	6	10	1	7.1904.10

Glass Filtration Instruments



Filter Funnel, Conical


Filter Funnels, Conical					
Capacity ml	Porosity	Filter Plate-Ø mm	Height mm	SP pcs.	Cat. No.
25	3	25	100	1	7.2003.25
25	4	25	100	1	7.2004.25




Filter Plug

Filter Plugs			
Cylindrical, without tube.			
Porosity	Plug-Ø x Length mm	SP pcs.	Cat. No.
0	9 x 20	1	7.2050.20
1	9 x 20	1	7.2051.20
2	9 x 20	1	7.2052.20
3	9 x 20	1	7.2053.20
4	9 x 20	1	7.2054.20
0	13 x 25	1	7.2060.25
1	13 x 25	1	7.2061.25
2	13 x 25	1	7.2062.25
3	13 x 25	1	7.2063.25
4	13 x 25	1	7.2064.25


Filter Plugs			
Cylindrical, with tube. Tube-Ø 8 mm.			
Total length 210 mm.			
Porosity	Plug-Ø x Length mm	SP pcs.	Cat. No.
0	9 x 20	1	7.2080.20
1	9 x 20	1	7.2081.20
2	9 x 20	1	7.2082.20
3	9 x 20	1	7.2083.20
4	9 x 20	1	7.2084.20
0	13 x 25	1	7.2090.25
1	13 x 25	1	7.2091.25
2	13 x 25	1	7.2092.25
3	13 x 25	1	7.2093.25
4	13 x 25	1	7.2094.25



Filter Plug



Gas Distribution Tubes, Lateral Ring					
Ring-Ø mm	Porosity	Tube O-Ø mm	Height mm	SP pcs.	Cat. No.
22	0	6	250	1	7.2110.25
22	1	6	250	1	7.2111.25
22	2	6	250	1	7.2112.25



Gas Distribution Tubes, Central Ring					
Ring-Ø mm	Porosity	Tube O-Ø mm	Height mm	SP pcs.	Cat. No.
25	0	9	250	1	7.2120.25
25	1	9	250	1	7.2121.25
25	2	9	250	1	7.2122.25



Filter Tubes to Allihn					
Porosity	Capacity ml	Tube O-Ø mm	Filter Plate-Ø mm	SP pcs.	Cat. No.
1	30	9	20	1	7.2200.01
2	30	9	20	1	7.2200.02
3	30	9	20	1	7.2200.03
4	30	9	20	1	7.2200.04